

## Bankruptcy Statistics: Alabama Northern

Select a District:

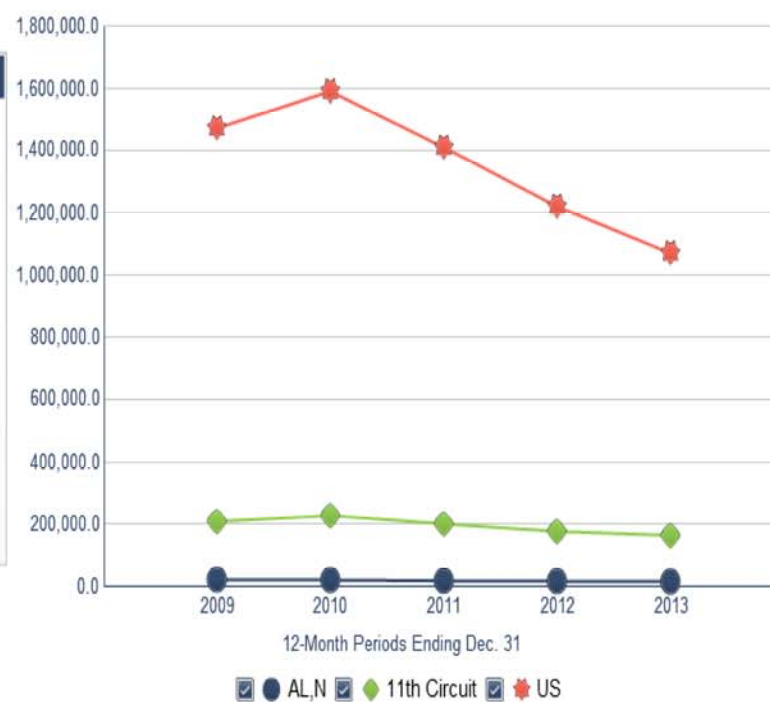
Alabama Northern

### Total Bankruptcy Filings

Bankruptcy Filings Per Judgeship  
Adversary Filings Per Judgeship  
Weighted Filings Per Judgeship  
Chapter 7 Filings (% of Total Filings)  
Chapter 13 Filings (% of Total Filings)  
Business Filings (% of Total Filings)  
Pro Se Filings (% of Total Filings)  
Median Chapter 7 Disposition (Months)  
Median Chapter 13 Disposition (Months)  
Percent of Chapter 13s Closed by Discharge

Interactive Map

### Total Bankruptcy Filings



	2009	2010	2011	2012	2013	% Chg., 2012-13
AL,N	20,333	19,840	17,135	15,644	14,685	-6.1%
11th Circuit	207,231	226,703	199,061	174,867	161,832	-7.5%
US	1,473,675	1,593,081	1,410,653	1,221,091	1,071,932	-12.2%

## Bankruptcy Statistics: Alabama Middle

Select a District:

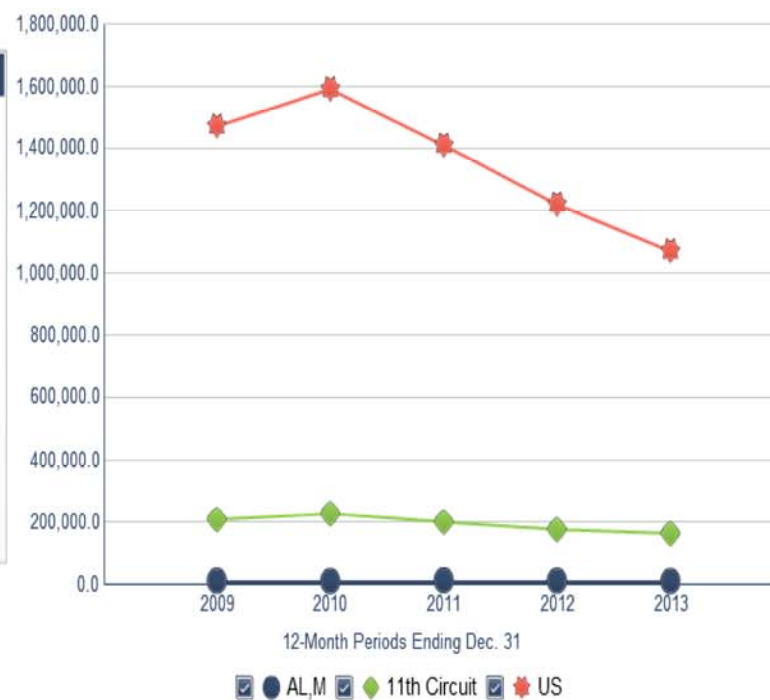
Alabama Middle

### Total Bankruptcy Filings

Bankruptcy Filings Per Judgeship  
Adversary Filings Per Judgeship  
Weighted Filings Per Judgeship  
Chapter 7 Filings (% of Total Filings)  
Chapter 13 Filings (% of Total Filings)  
Business Filings (% of Total Filings)  
Pro Se Filings (% of Total Filings)  
Median Chapter 7 Disposition (Months)  
Median Chapter 13 Disposition (Months)  
Percent of Chapter 13s Closed by Discharge

Interactive Map

### Total Bankruptcy Filings



	2009	2010	2011	2012	2013	% Chg., 2012-13
AL,M	8,434	8,157	7,839	7,928	7,935	0.1%
11th Circuit	207,231	226,703	199,061	174,867	161,832	-7.5%
US	1,473,675	1,593,081	1,410,653	1,221,091	1,071,932	-12.2%

## Bankruptcy Statistics: Alabama Southern

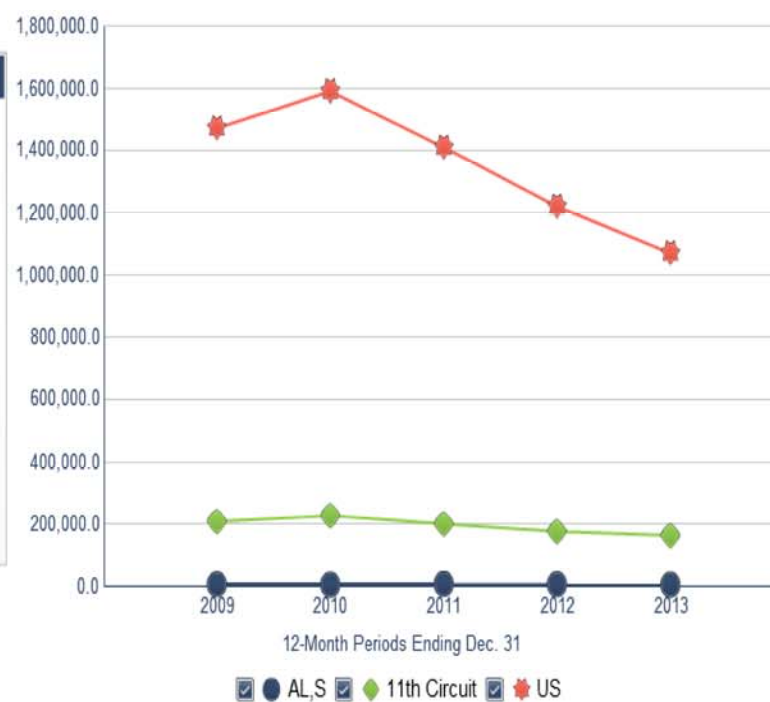
Select a District:

Alabama Southern

Total Bankruptcy Filings  
 Bankruptcy Filings Per Judgeship  
 Adversary Filings Per Judgeship  
 Weighted Filings Per Judgeship  
 Chapter 7 Filings (% of Total Filings)  
 Chapter 13 Filings (% of Total Filings)  
 Business Filings (% of Total Filings)  
 Pro Se Filings (% of Total Filings)  
 Median Chapter 7 Disposition (Months)  
 Median Chapter 13 Disposition (Months)  
 Percent of Chapter 13s Closed by Discharge

Interactive Map

### Total Bankruptcy Filings



	2009	2010	2011	2012	2013	% Chg., 2012-13
AL,S	6,232	6,166	5,420	4,635	4,670	0.8%
11th Circuit	207,231	226,703	199,061	174,867	161,832	-7.5%
US	1,473,675	1,593,081	1,410,653	1,221,091	1,071,932	-12.2%

## Bankruptcy Statistics: Alabama Northern

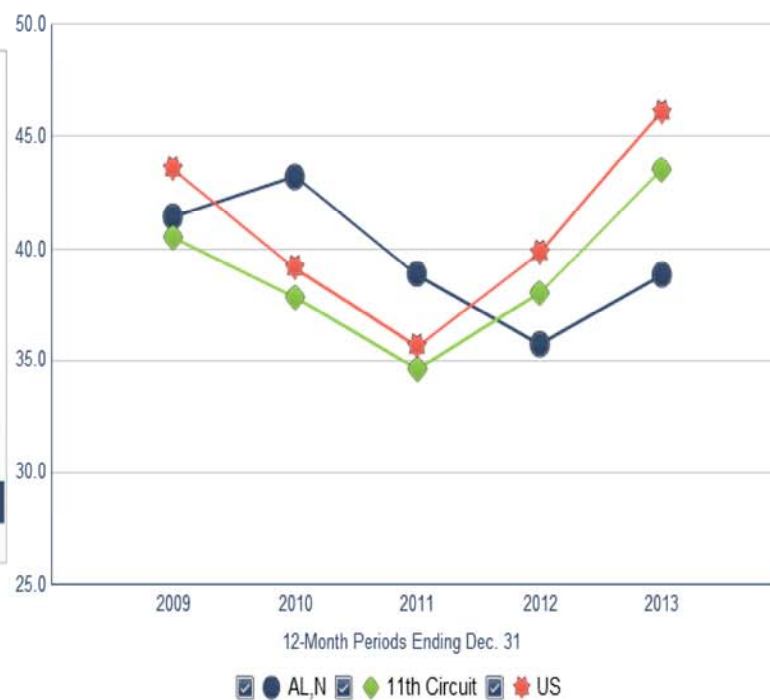
Select a District:

Alabama Northern

Total Bankruptcy Filings  
 Bankruptcy Filings Per Judgeship  
 Adversary Filings Per Judgeship  
 Weighted Filings Per Judgeship  
 Chapter 7 Filings (% of Total Filings)  
 Chapter 13 Filings (% of Total Filings)  
 Business Filings (% of Total Filings)  
 Pro Se Filings (% of Total Filings)  
 Median Chapter 7 Disposition (Months)  
 Median Chapter 13 Disposition (Months)  
**Percent of Chapter 13s Closed by Discharge**

Interactive Map

Percent of Chapter 13s Closed by Discharge



	2009	2010	2011	2012	2013	% Chg., 2012-13
AL,N	41.4	43.2	38.8	35.7	38.8	8.7%
11th Circuit	40.5	37.8	34.6	38	43.5	14.5%
US	43.5	39.1	35.6	39.8	46.1	15.8%

Circuit Rank: 7 U.S. Rank: 78

## Bankruptcy Statistics: Alabama Middle

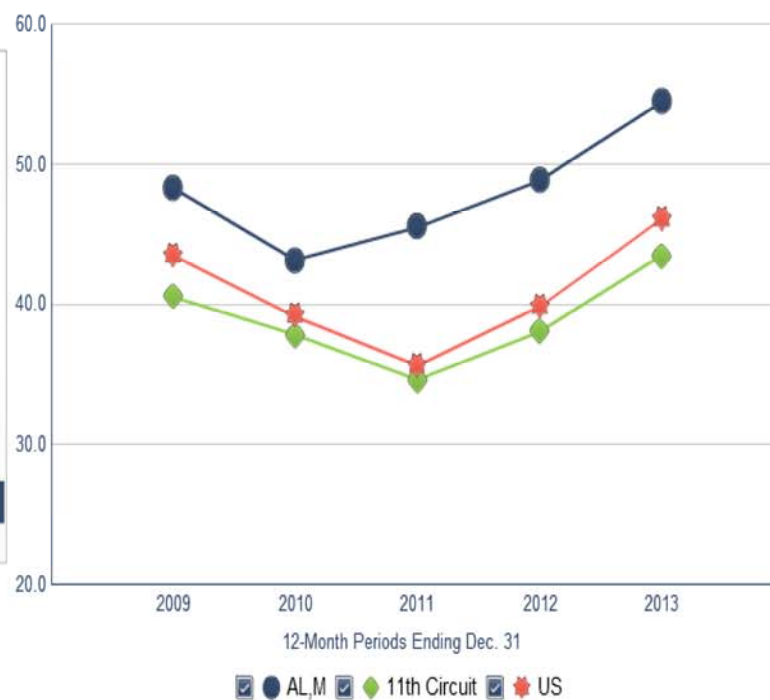
Select a District:

Alabama Middle

Total Bankruptcy Filings  
 Bankruptcy Filings Per Judgeship  
 Adversary Filings Per Judgeship  
 Weighted Filings Per Judgeship  
 Chapter 7 Filings (% of Total Filings)  
 Chapter 13 Filings (% of Total Filings)  
 Business Filings (% of Total Filings)  
 Pro Se Filings (% of Total Filings)  
 Median Chapter 7 Disposition (Months)  
 Median Chapter 13 Disposition (Months)  
**Percent of Chapter 13s Closed by Discharge**

Interactive Map

Percent of Chapter 13s Closed by Discharge



	2009	2010	2011	2012	2013	% Chg., 2012-13
AL,M	48.3	43.2	45.5	48.8	54.5	11.7%
11th Circuit	40.5	37.8	34.6	38	43.5	14.5%
US	43.5	39.1	35.6	39.8	46.1	15.8%

Circuit Rank: 2 U.S. Rank: 39

## Bankruptcy Statistics: Alabama Southern

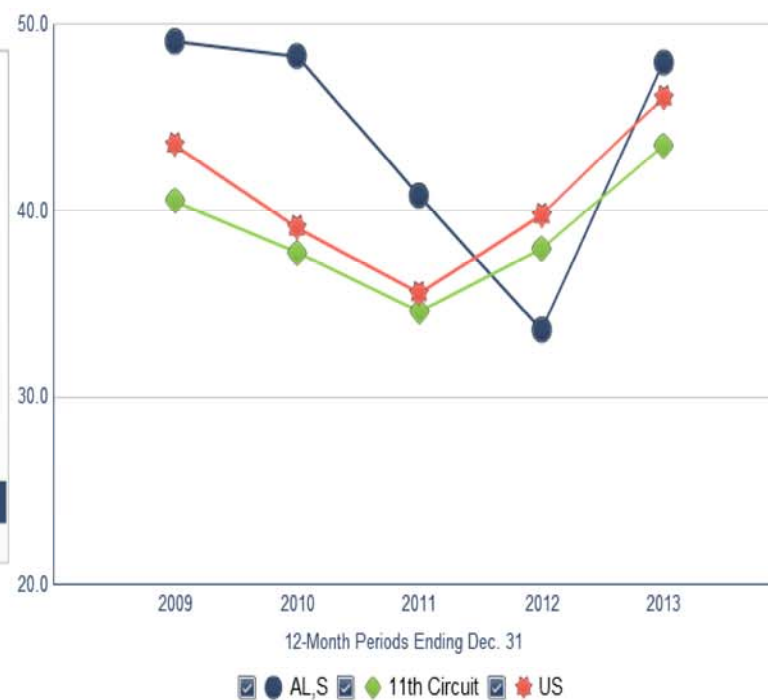
Select a District:

Alabama Southern

Total Bankruptcy Filings  
 Bankruptcy Filings Per Judgeship  
 Adversary Filings Per Judgeship  
 Weighted Filings Per Judgeship  
 Chapter 7 Filings (% of Total Filings)  
 Chapter 13 Filings (% of Total Filings)  
 Business Filings (% of Total Filings)  
 Pro Se Filings (% of Total Filings)  
 Median Chapter 7 Disposition (Months)  
 Median Chapter 13 Disposition (Months)  
**Percent of Chapter 13s Closed by Discharge**

Interactive Map

Percent of Chapter 13s Closed by Discharge



	2009	2010	2011	2012	2013	% Chg., 2012-13
AL,S	49.1	48.3	40.8	33.6	48	42.9%
11th Circuit	40.5	37.8	34.6	38	43.5	14.5%
US	43.5	39.1	35.6	39.8	46.1	15.8%

Circuit Rank: 6 U.S. Rank: 59

## Bankruptcy Statistics: Alabama Northern

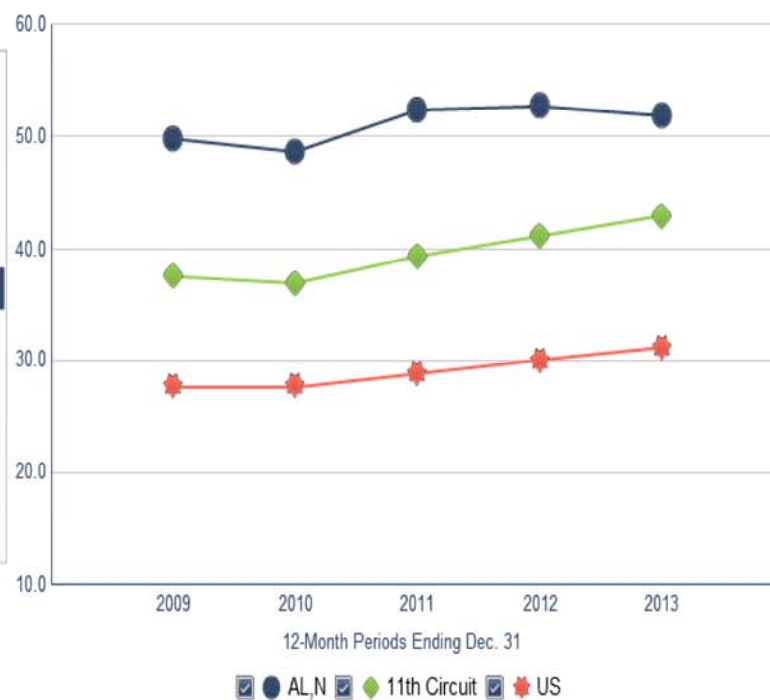
Select a District:

Alabama Northern

Total Bankruptcy Filings  
 Bankruptcy Filings Per Judgeship  
 Adversary Filings Per Judgeship  
 Weighted Filings Per Judgeship  
 Chapter 7 Filings (% of Total Filings)  
**Chapter 13 Filings (% of Total Filings)**  
 Business Filings (% of Total Filings)  
 Pro Se Filings (% of Total Filings)  
 Median Chapter 7 Disposition (Months)  
 Median Chapter 13 Disposition (Months)  
 Percent of Chapter 13s Closed by Discharge

Interactive Map

### Chapter 13 Filings (% of Total Filings)



	2009	2010	2011	2012	2013	% Chg., 2012-13
AL,N	49.8	48.6	52.4	52.7	51.9	-1.5%
11th Circuit	37.5	36.9	39.3	41.1	42.9	4.4%
US	27.6	27.6	28.8	30	31.1	3.7%

Circuit Rank: 5 U.S. Rank: 15

## Bankruptcy Statistics: Alabama Middle

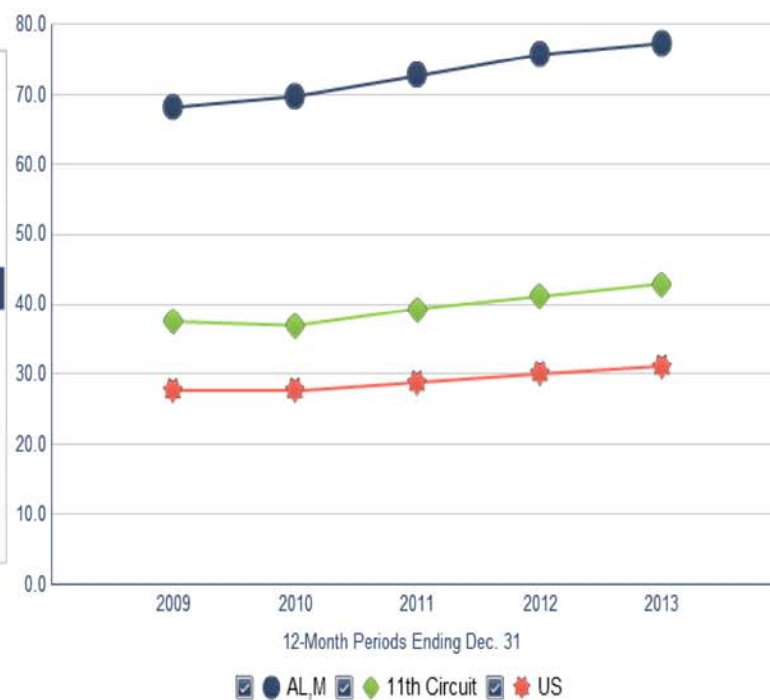
Select a District:

Alabama Middle

Total Bankruptcy Filings  
 Bankruptcy Filings Per Judgeship  
 Adversary Filings Per Judgeship  
 Weighted Filings Per Judgeship  
 Chapter 7 Filings (% of Total Filings)  
**Chapter 13 Filings (% of Total Filings)**  
 Business Filings (% of Total Filings)  
 Pro Se Filings (% of Total Filings)  
 Median Chapter 7 Disposition (Months)  
 Median Chapter 13 Disposition (Months)  
 Percent of Chapter 13s Closed by Discharge

Interactive Map

### Chapter 13 Filings (% of Total Filings)



	2009	2010	2011	2012	2013	% Chg., 2012-13
AL,M	68.2	69.8	72.7	75.7	77.3	2.1%
11th Circuit	37.5	36.9	39.3	41.1	42.9	4.4%
US	27.6	27.6	28.8	30.0	31.1	3.7%

Circuit Rank: 1 U.S. Rank: 1



## Bankruptcy Statistics: Alabama Southern

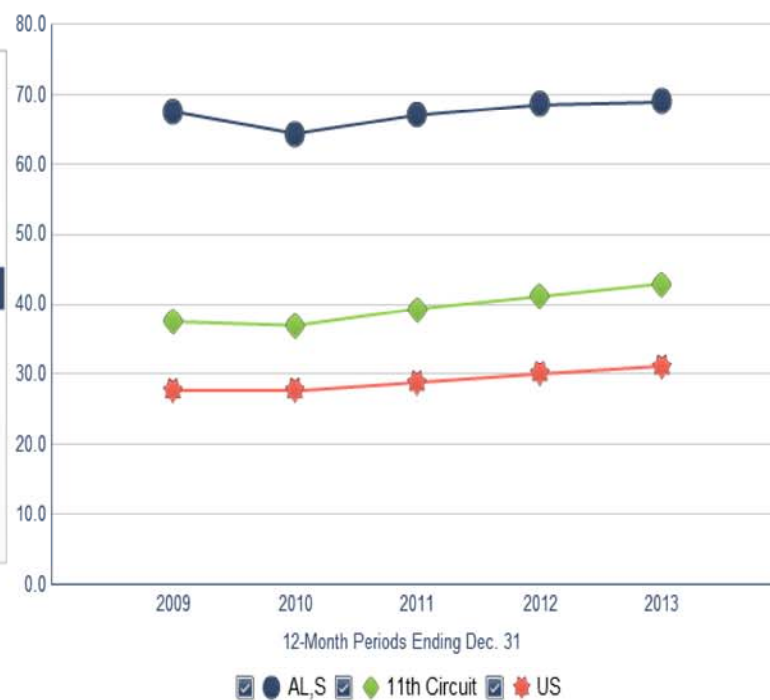
Select a District:

Alabama Southern

Total Bankruptcy Filings  
 Bankruptcy Filings Per Judgeship  
 Adversary Filings Per Judgeship  
 Weighted Filings Per Judgeship  
 Chapter 7 Filings (% of Total Filings)  
**Chapter 13 Filings (% of Total Filings)**  
 Business Filings (% of Total Filings)  
 Pro Se Filings (% of Total Filings)  
 Median Chapter 7 Disposition (Months)  
 Median Chapter 13 Disposition (Months)  
 Percent of Chapter 13s Closed by Discharge

Interactive Map

### Chapter 13 Filings (% of Total Filings)



	2009	2010	2011	2012	2013	% Chg., 2012-13
AL,S	67.6	64.4	67.1	68.6	69	0.6%
11th Circuit	37.5	36.9	39.3	41.1	42.9	4.4%
US	27.6	27.6	28.8	30	31.1	3.7%

**Circuit Rank: 3 U.S. Rank: 5**

## Bankruptcy Statistics: Alabama Northern

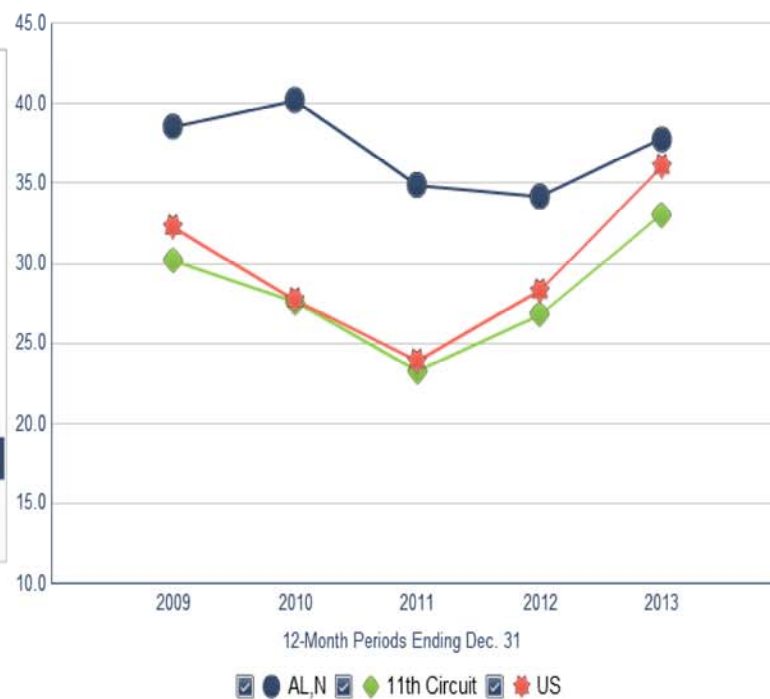
Select a District:

Alabama Northern

### Median Chapter 13 Disposition (Months)

Total Bankruptcy Filings  
 Bankruptcy Filings Per Judgeship  
 Adversary Filings Per Judgeship  
 Weighted Filings Per Judgeship  
 Chapter 7 Filings (% of Total Filings)  
 Chapter 13 Filings (% of Total Filings)  
 Business Filings (% of Total Filings)  
 Pro Se Filings (% of Total Filings)  
 Median Chapter 7 Disposition (Months)  
**Median Chapter 13 Disposition (Months)**  
 Percent of Chapter 13s Closed by Discharge

Interactive Map



	2009	2010	2011	2012	2013	% Chg., 2012-13
AL,N	38.5	40.2	34.9	34.2	37.8	10.6%
11th Circuit	30.2	27.6	23.2	26.7	33.1	23.8%
US	32.3	27.7	23.9	28.3	36	27.4%

## Bankruptcy Statistics: Alabama Middle

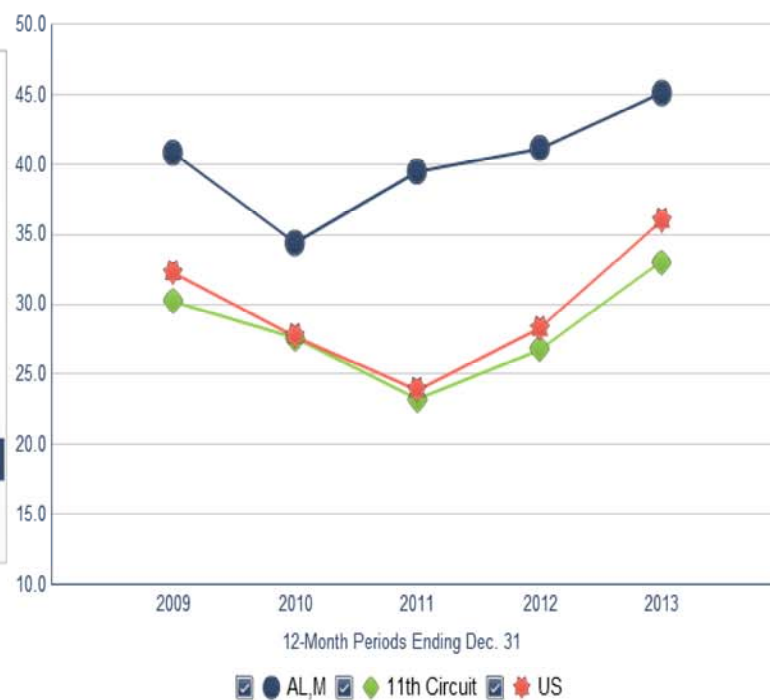
Select a District:

Alabama Middle

Total Bankruptcy Filings  
 Bankruptcy Filings Per Judgeship  
 Adversary Filings Per Judgeship  
 Weighted Filings Per Judgeship  
 Chapter 7 Filings (% of Total Filings)  
 Chapter 13 Filings (% of Total Filings)  
 Business Filings (% of Total Filings)  
 Pro Se Filings (% of Total Filings)  
 Median Chapter 7 Disposition (Months)  
**Median Chapter 13 Disposition (Months)**  
 Percent of Chapter 13s Closed by Discharge

Interactive Map

### Median Chapter 13 Disposition (Months)



	2009	2010	2011	2012	2013	% Chg., 2012-13
AL,M	40.8	34.4	39.5	41.1	45.1	9.9%
11th Circuit	30.2	27.6	23.2	26.7	33.1	23.8%
US	32.3	27.7	23.9	28.3	36	27.4%

## Bankruptcy Statistics: Alabama Southern

Select a District:

Alabama Southern

Total Bankruptcy Filings  
 Bankruptcy Filings Per Judgeship  
 Adversary Filings Per Judgeship  
 Weighted Filings Per Judgeship  
 Chapter 7 Filings (% of Total Filings)  
 Chapter 13 Filings (% of Total Filings)  
 Business Filings (% of Total Filings)  
 Pro Se Filings (% of Total Filings)  
 Median Chapter 7 Disposition (Months)  
**Median Chapter 13 Disposition (Months)**  
 Percent of Chapter 13s Closed by Discharge

Interactive Map

### Median Chapter 13 Disposition (Months)



	2009	2010	2011	2012	2013	% Chg., 2012-13
AL,S	51.2	46.1	36.4	33.9	39.3	15.9%
11th Circuit	30.2	27.6	23.2	26.7	33.1	23.8%
US	32.3	27.7	23.9	28.3	36	27.4%