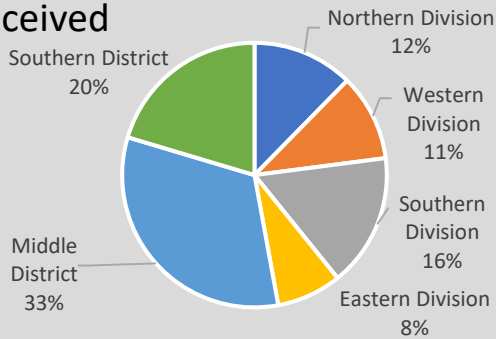


Alabama Chapter 13 Financial Statistics

Grand Totals for Fiscal Years 2012-2018

Gross Plan Trust Monies Received

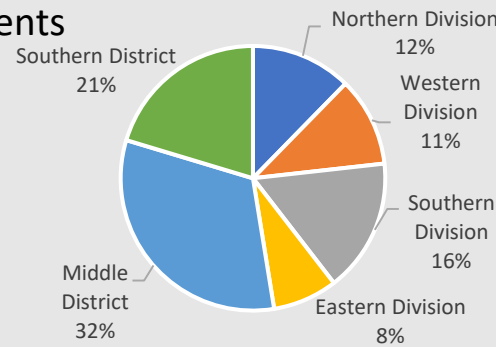
Northern District
Northern Division
Western Division
Southern Division
Eastern Division
Middle District
Southern District



\$	1,873,322,100.11
\$	882,725,101.06
\$	231,367,237.33
\$	198,555,447.80
\$	304,342,863.00
\$	148,459,552.93
\$	608,767,718.98
\$	381,829,280.07

Total Plan Trust Disbursements

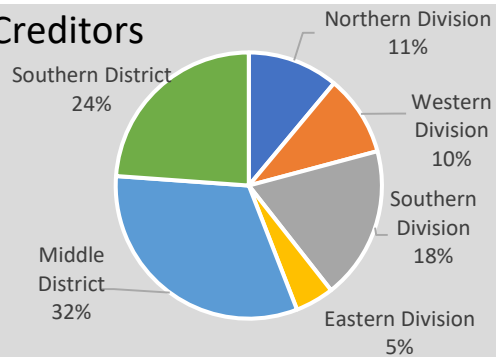
Northern District
Northern Division
Western Division
Southern Division
Eastern Division
Middle District
Southern District



\$	1,821,212,478.03
\$	863,903,621.29
\$	224,453,802.63
\$	198,544,148.96
\$	296,920,966.00
\$	143,984,703.70
\$	586,836,428.87
\$	370,472,427.87

Total Payments to Priority Creditors

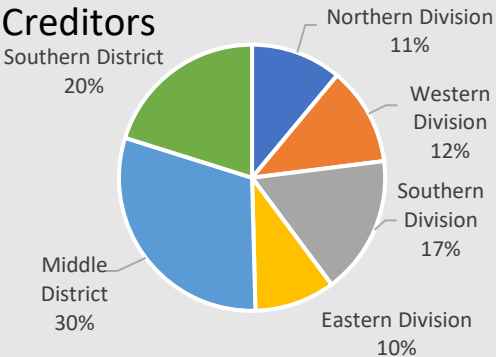
Northern District
Northern Division
Western Division
Southern Division
Eastern Division
Middle District
Southern District



\$	94,772,792.79
\$	41,799,570.27
\$	10,473,669.67
\$	9,280,011.22
\$	17,588,498.00
\$	4,457,391.38
\$	30,361,794.84
\$	22,611,427.68

Total Payments to Secured Creditors

Northern District
Northern Division
Western Division
Southern Division
Eastern Division
Middle District
Southern District



\$	921,095,788.71
\$	456,802,104.08
\$	101,598,109.63
\$	110,250,680.23
\$	154,892,506.00
\$	90,060,808.22
\$	278,674,595.76
\$	185,619,088.87

Alabama Chapter 13 Financial Statistics

Grand Totals for Fiscal Years 2012-2018

Total Payments to Unsecured Creditors			
Northern District	Northern Division	16%	\$ 444,294,095.56
	Western Division	7%	\$ 207,563,807.00
	Southern Division	17%	\$ 69,615,860.63
	Eastern Division	7%	\$ 32,475,243.61
	Middle District	33%	\$ 75,891,238.00
	Southern District	20%	\$ 29,581,464.76
			\$ 145,385,649.73
			\$ 91,344,638.83

Total Payments to Debtor(s)' Attorneys			
Northern District	Northern Division	11%	\$ 237,886,295.75
	Western Division	10%	\$ 92,379,977.16
	Southern Division	13%	\$ 26,166,771.75
	Eastern Division	5%	\$ 24,505,503.59
	Middle District	40%	\$ 31,001,258.00
	Southern District	21%	\$ 10,706,443.82
			\$ 94,395,107.86
			\$ 51,111,210.73

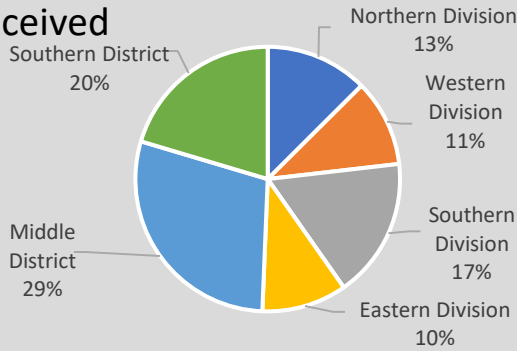
Total Payments to Clerk of Court			
Northern District	Northern Division	13%	\$ 17,604,657.63
	Western Division	13%	\$ 8,149,644.19
	Southern Division	15%	\$ 2,273,864.87
	Eastern Division	5%	\$ 2,308,913.72
	Middle District	51%	\$ 2,642,283.00
	Southern District	3%	\$ 924,582.60
			\$ 8,992,417.86
			\$ 462,595.58

Alabama Chapter 13 Financial Statistics

Fiscal Year 2012

Gross Plan Trust Monies Received

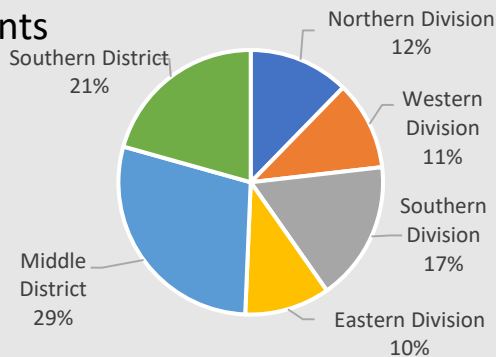
Northern District
Northern Division
Western Division
Southern Division
Eastern Division
Middle District
Southern District



\$	286,596,305.97
\$	145,164,096.82
\$	35,915,942.14
\$	30,479,296.78
\$	48,992,430.00
\$	29,776,427.90
\$	82,986,617.23
\$	58,445,591.92

Total Plan Trust Disbursements

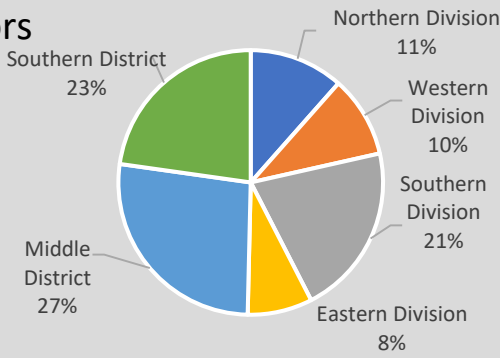
Northern District
Northern Division
Western Division
Southern Division
Eastern Division
Middle District
Southern District



\$	280,283,469.34
\$	142,008,094.65
\$	34,474,634.74
\$	30,475,293.80
\$	47,877,047.00
\$	29,181,119.11
\$	80,405,705.52
\$	57,869,669.17

Payments to Priority Creditors

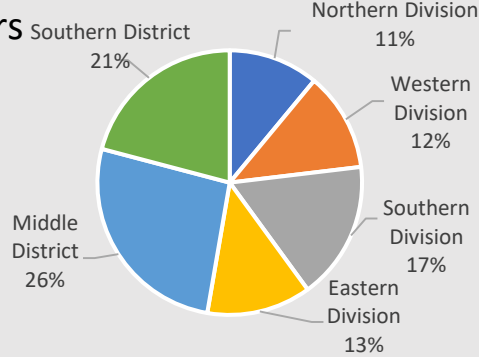
Northern District
Northern Division
Western Division
Southern Division
Eastern Division
Middle District
Southern District



\$	13,356,649.62
\$	6,727,602.03
\$	1,540,483.66
\$	1,328,225.79
\$	2,801,571.00
\$	1,057,321.58
\$	3,588,878.99
\$	3,040,168.60

Payments to Secured Creditors

Northern District
Northern Division
Western Division
Southern Division
Eastern Division
Middle District
Southern District



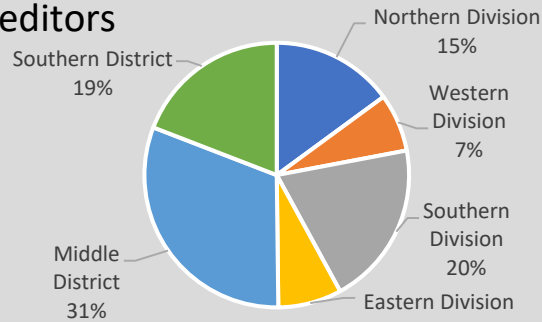
\$	144,728,148.66
\$	76,302,403.34
\$	15,932,591.56
\$	17,499,178.80
\$	24,422,218.00
\$	18,448,414.98
\$	38,187,602.36
\$	30,238,142.96

Alabama Chapter 13 Financial Statistics

Fiscal Year 2012

Payments to Unsecured Creditors

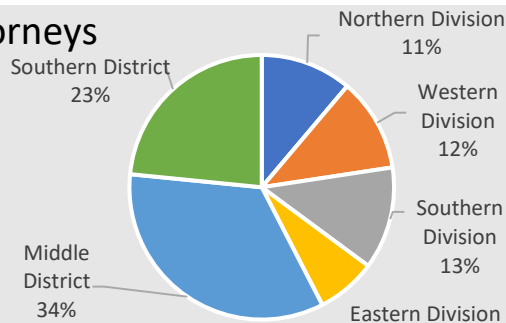
Northern District
Northern Division
Western Division
Southern Division
Eastern Division
Middle District
Southern District



\$	71,882,499.43
\$	35,805,740.16
\$	10,733,525.57
\$	5,092,816.07
\$	14,399,975.00
\$	5,579,423.52
\$	22,322,872.05
\$	13,753,887.22

Payments to Debtor(s)' Attorneys

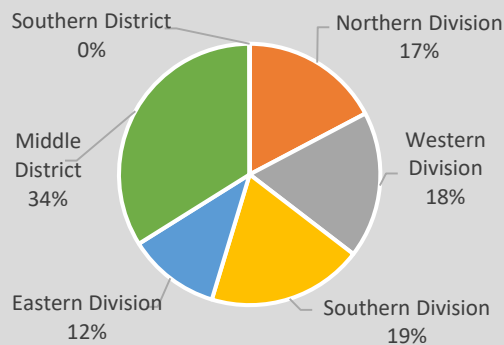
Northern District
Northern Division
Western Division
Southern Division
Eastern Division
Middle District
Southern District



\$	33,892,266.29
\$	14,380,150.52
\$	3,785,802.93
\$	3,871,978.08
\$	4,246,635.00
\$	2,475,734.51
\$	11,574,785.64
\$	7,937,330.13

Payments to Clerk of Court

Northern District
Northern Division
Western Division
Southern Division
Eastern Division
Middle District
Southern District



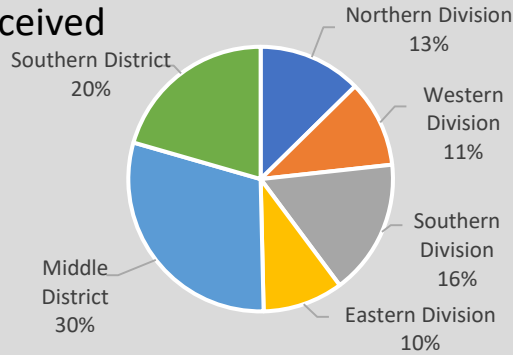
\$	2,928,849.82
\$	1,936,012.03
\$	506,271.10
\$	531,085.58
\$	564,054.00
\$	334,601.35
\$	992,313.96
\$	523.83

Alabama Chapter 13 Financial Statistics

Fiscal Year 2013

Gross Plan Trust Monies Received

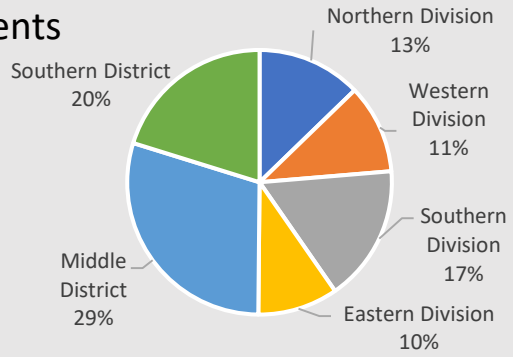
Northern District
Northern Division
Western Division
Southern Division
Eastern Division
Middle District
Southern District



\$	287,627,748.06
\$	142,773,037.13
\$	36,361,613.47
\$	30,541,769.96
\$	47,599,537.00
\$	28,270,116.70
\$	85,766,762.17
\$	59,087,948.76

Total Plan Trust Disbursements

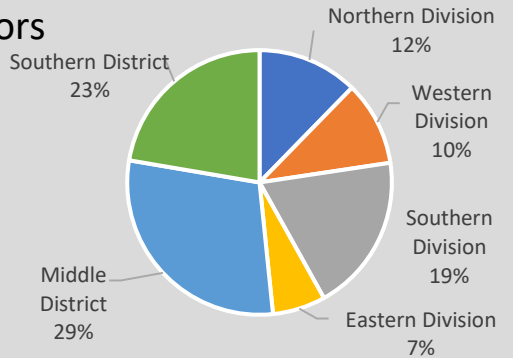
Northern District
Northern Division
Western Division
Southern Division
Eastern Division
Middle District
Southern District



\$	279,971,097.58
\$	140,404,517.27
\$	35,721,708.29
\$	30,539,326.27
\$	46,677,511.00
\$	27,465,971.71
\$	82,995,018.12
\$	56,571,562.19

Payments to Priority Creditors

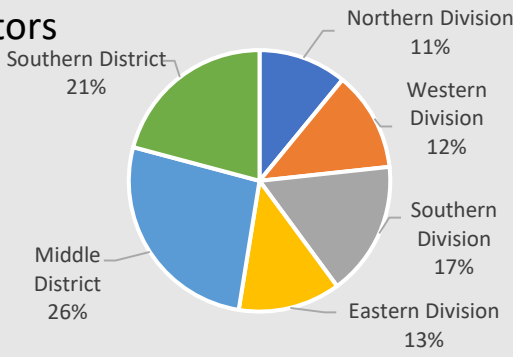
Northern District
Northern Division
Western Division
Southern Division
Eastern Division
Middle District
Southern District



\$	13,877,540.97
\$	6,712,793.27
\$	1,707,865.70
\$	1,431,254.89
\$	2,677,034.00
\$	896,638.68
\$	4,067,562.56
\$	3,097,185.14

Payments to Secured Creditors

Northern District
Northern Division
Western Division
Southern Division
Eastern Division
Middle District
Southern District



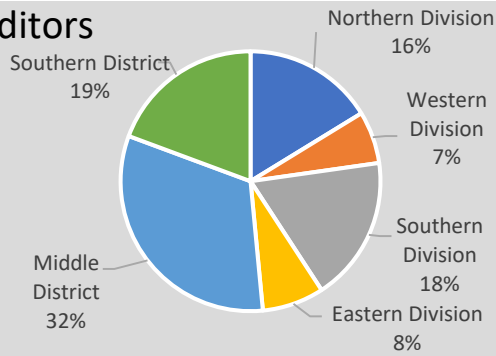
\$	138,707,597.52
\$	72,890,770.94
\$	15,163,297.94
\$	17,142,219.67
\$	23,036,920.00
\$	17,548,333.33
\$	36,897,101.05
\$	28,919,725.53

Alabama Chapter 13 Financial Statistics

Fiscal Year 2013

Payments to Unsecured Creditors

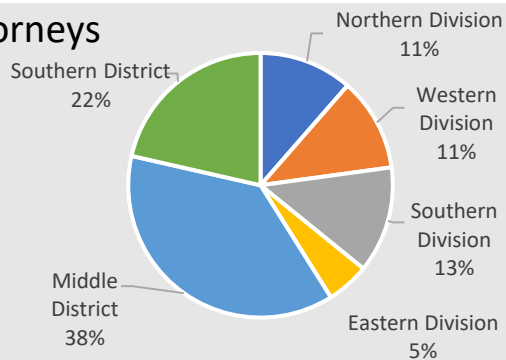
Northern District
Northern Division
Western Division
Southern Division
Eastern Division
Middle District
Southern District



\$	76,255,241.82
\$	36,971,012.97
\$	12,391,059.84
\$	4,956,604.70
\$	13,758,530.00
\$	5,864,818.43
\$	24,534,499.65
\$	14,749,729.20

Payments to Debtor(s)' Attorneys

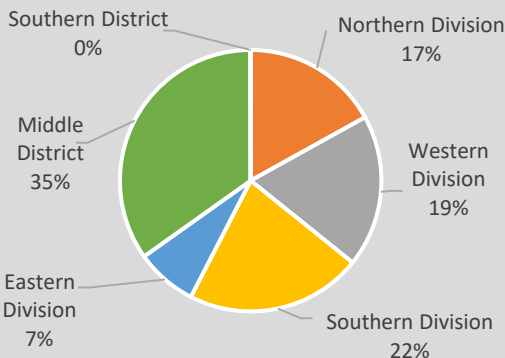
Northern District
Northern Division
Western Division
Southern Division
Eastern Division
Middle District
Southern District



\$	32,586,847.33
\$	13,385,767.32
\$	3,721,691.76
\$	3,719,057.10
\$	4,238,421.00
\$	1,706,597.46
\$	12,216,538.33
\$	6,984,541.68

Payments to Clerk of Court

Northern District
Northern Division
Western Division
Southern Division
Eastern Division
Middle District
Southern District



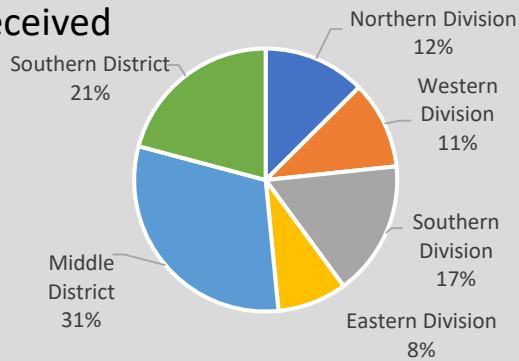
\$	2,979,500.81
\$	1,941,463.37
\$	504,831.67
\$	561,102.57
\$	649,263.00
\$	226,266.13
\$	1,037,215.92
\$	821.52

Alabama Chapter 13 Financial Statistics

Fiscal Year 2014

Gross Plan Trust Monies Received

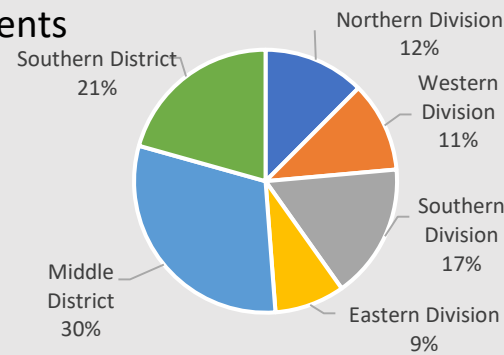
Northern District
Northern Division
Western Division
Southern Division
Eastern Division
Middle District
Southern District



\$	273,337,492.50
\$	132,414,131.89
\$	34,307,489.95
\$	29,482,902.25
\$	45,309,740.00
\$	23,313,999.69
\$	83,907,611.05
\$	57,015,749.56

Total Plan Trust Disbursements

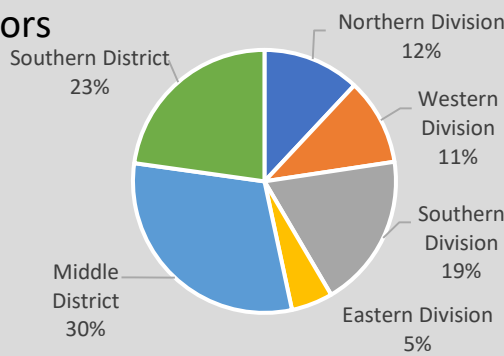
Northern District
Northern Division
Western Division
Southern Division
Eastern Division
Middle District
Southern District



\$	265,578,081.45
\$	129,586,205.65
\$	33,141,627.27
\$	29,480,484.82
\$	44,065,586.00
\$	22,898,507.56
\$	81,136,532.57
\$	54,855,343.23

Payments to Priority Creditors

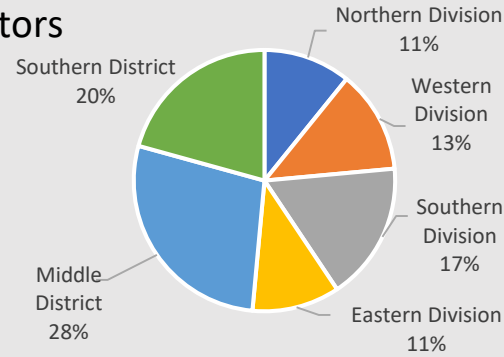
Northern District
Northern Division
Western Division
Southern Division
Eastern Division
Middle District
Southern District



\$	13,675,626.08
\$	6,377,976.85
\$	1,636,847.39
\$	1,455,548.18
\$	2,587,709.00
\$	697,872.28
\$	4,182,354.97
\$	3,115,294.26

Payments to Secured Creditors

Northern District
Northern Division
Western Division
Southern Division
Eastern Division
Middle District
Southern District



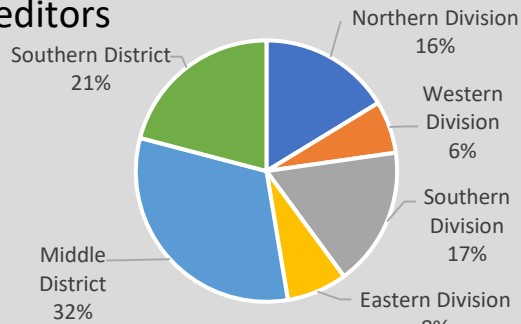
\$	129,944,984.51
\$	66,885,307.93
\$	14,058,361.67
\$	16,523,097.20
\$	22,210,303.00
\$	14,093,546.06
\$	36,147,703.47
\$	26,911,973.11

Alabama Chapter 13 Financial Statistics

Fiscal Year 2014

Payments to Unsecured Creditors

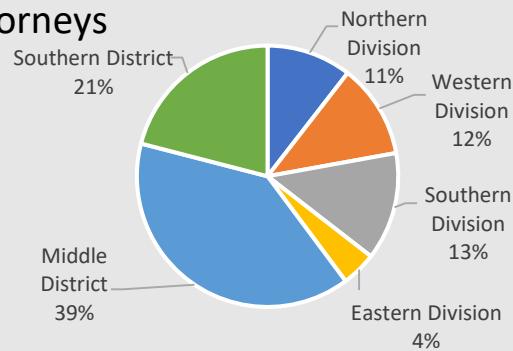
Northern District
Northern Division
Western Division
Southern Division
Eastern Division
Middle District
Southern District



\$	72,779,059.93
\$	34,476,682.94
\$	11,849,384.97
\$	4,704,592.09
\$	12,488,106.00
\$	5,434,599.88
\$	23,081,203.23
\$	15,221,173.76

Payments to Debtor(s)' Attorneys

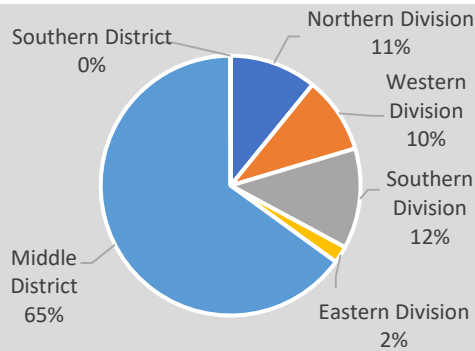
Northern District
Northern Division
Western Division
Southern Division
Eastern Division
Middle District
Southern District



\$	32,294,045.91
\$	12,856,901.36
\$	3,391,710.30
\$	3,760,087.80
\$	4,309,421.00
\$	1,395,682.26
\$	12,664,539.21
\$	6,772,605.34

Payments to Clerk of Court

Northern District
Northern Division
Western Division
Southern Division
Eastern Division
Middle District
Southern District



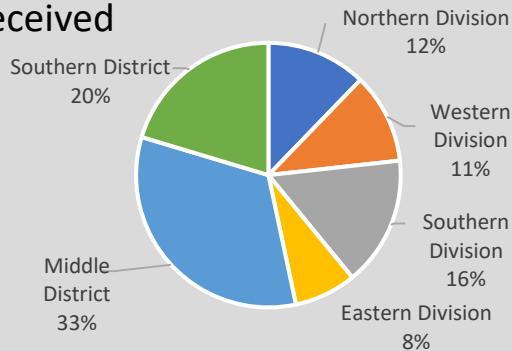
\$	1,811,342.28
\$	633,806.29
\$	196,426.29
\$	172,914.48
\$	226,128.00
\$	38,337.52
\$	1,177,198.12
\$	337.87

Alabama Chapter 13 Financial Statistics

Fiscal Year 2015

Gross Plan Trust Monies Received

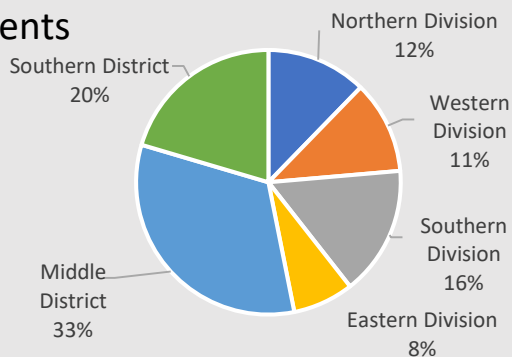
Northern District
Northern Division
Western Division
Southern Division
Eastern Division
Middle District
Southern District



\$	256,853,668.42
\$	119,858,473.63
\$	31,410,195.27
\$	28,311,755.37
\$	40,631,359.00
\$	19,505,163.99
\$	84,704,172.72
\$	52,291,022.07

Total Plan Trust Disbursements

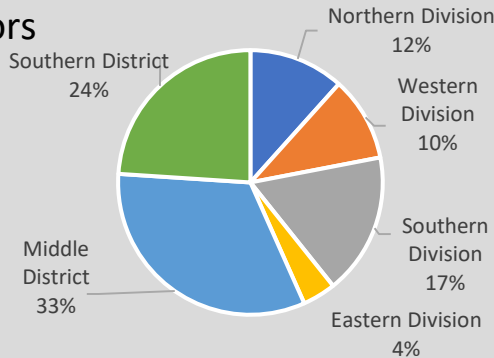
Northern District
Northern Division
Western Division
Southern Division
Eastern Division
Middle District
Southern District



\$	249,520,912.16
\$	116,927,315.36
\$	30,634,607.13
\$	28,309,801.27
\$	39,413,981.00
\$	18,568,925.96
\$	81,620,795.01
\$	50,972,801.79

Payments to Priority Creditors

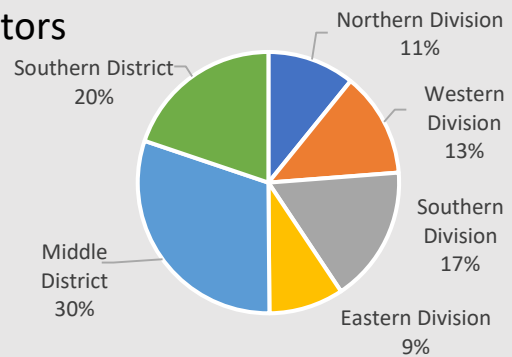
Northern District
Northern Division
Western Division
Southern Division
Eastern Division
Middle District
Southern District



\$	13,516,530.64
\$	5,857,023.29
\$	1,574,335.18
\$	1,394,993.36
\$	2,338,184.00
\$	549,510.75
\$	4,420,665.98
\$	3,238,841.37

Payments to Secured Creditors

Northern District
Northern Division
Western Division
Southern Division
Eastern Division
Middle District
Southern District



\$	122,812,764.50
\$	61,253,311.68
\$	13,293,949.78
\$	15,903,500.92
\$	20,702,513.00
\$	11,353,347.98
\$	37,220,038.90
\$	24,339,413.92

Alabama Chapter 13 Financial Statistics

Fiscal Year 2015

Payments to Unsecured Creditors			
Northern District	Northern Division	16%	\$ 64,008,107.87
	Western Division	7%	\$ 29,692,107.80
	Southern Division	17%	\$ 10,338,475.76
	Eastern Division	6%	\$ 4,501,298.59
	Middle District	32%	\$ 10,746,072.00
	Southern District	22%	\$ 4,106,261.45
			\$ 20,512,384.83
			\$ 13,803,615.24

Payments to Debtor(s)' Attorneys			
Northern District	Northern Division	11%	\$ 32,976,611.02
	Western Division	10%	\$ 12,177,461.53
	Southern Division	12%	\$ 3,451,284.42
	Eastern Division	4%	\$ 3,448,966.08
	Middle District	42%	\$ 4,006,398.00
	Southern District	21%	\$ 1,270,813.03
			\$ 13,973,770.45
			\$ 6,825,379.04

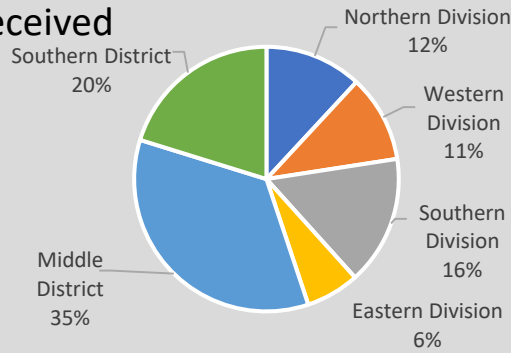
Payments to Clerk of Court			
Northern District	Northern Division	0%	\$ 1,422,024.29
	Western Division	0%	\$ 15,124.99
	Southern Division	1%	\$ -
	Eastern Division	0%	\$ 6,270.99
	Middle District	99%	\$ 7,167.00
	Southern District	0%	\$ 1,687.00
			\$ 1,406,596.06
			\$ 303.24

Alabama Chapter 13 Financial Statistics

Fiscal Year 2016

Gross Plan Trust Monies Received

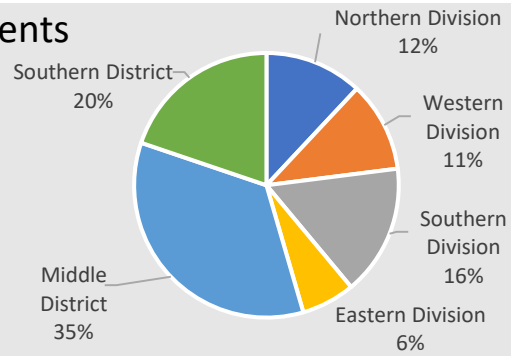
Northern District
Northern Division
Western Division
Southern Division
Eastern Division
Middle District
Southern District



\$	249,694,074.70
\$	112,068,835.36
\$	29,715,572.51
\$	26,603,441.39
\$	39,395,869.00
\$	16,353,952.46
\$	87,150,420.10
\$	50,474,819.24

Total Plan Trust Disbursements

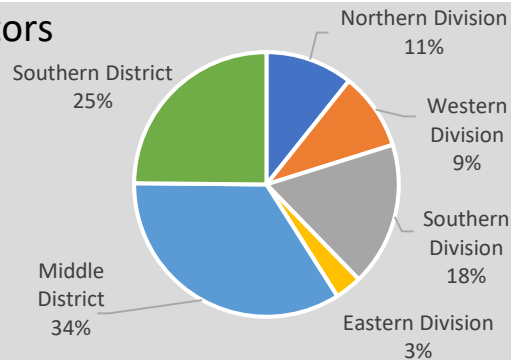
Northern District
Northern Division
Western Division
Southern Division
Eastern Division
Middle District
Southern District



\$	241,451,394.36
\$	109,860,330.68
\$	28,910,706.34
\$	26,603,194.51
\$	38,537,780.00
\$	15,808,649.83
\$	83,799,338.87
\$	47,791,724.81

Payments to Priority Creditors

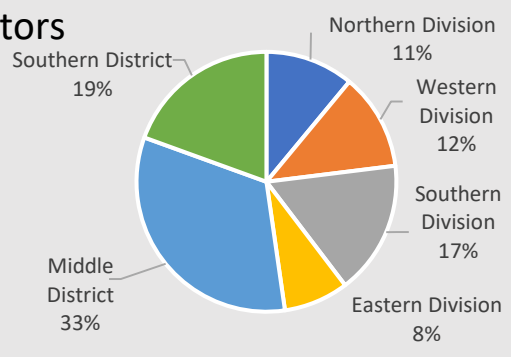
Northern District
Northern Division
Western Division
Southern Division
Eastern Division
Middle District
Southern District



\$	12,915,215.13
\$	5,295,904.74
\$	1,382,258.76
\$	1,220,841.71
\$	2,268,851.00
\$	423,953.27
\$	4,409,669.30
\$	3,209,641.09

Payments to Secured Creditors

Northern District
Northern Division
Western Division
Southern Division
Eastern Division
Middle District
Southern District



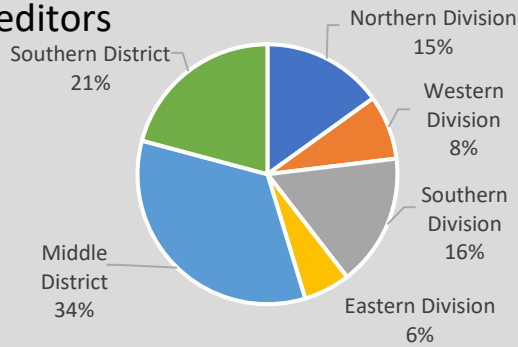
\$	121,468,459.15
\$	57,966,968.97
\$	13,373,797.97
\$	14,600,902.13
\$	20,189,034.00
\$	9,803,234.87
\$	39,861,679.32
\$	23,639,810.86

Alabama Chapter 13 Financial Statistics

Fiscal Year 2016

Payments to Unsecured Creditors

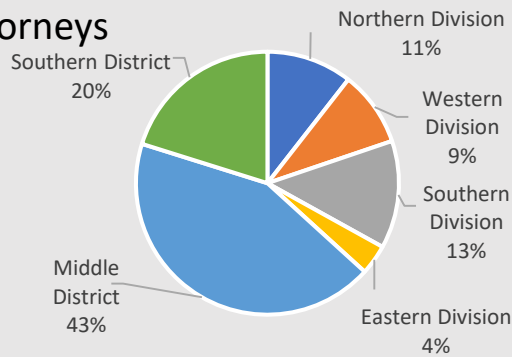
Northern District
Northern Division
Western Division
Southern Division
Eastern Division
Middle District
Southern District



\$	55,774,995.91
\$	25,268,884.53
\$	8,407,588.98
\$	4,465,040.56
\$	9,165,265.00
\$	3,230,989.99
\$	18,884,082.71
\$	11,622,028.67

Payments to Debtor(s)' Attorneys

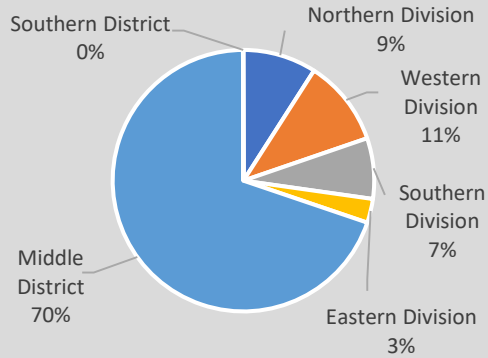
Northern District
Northern Division
Western Division
Southern Division
Eastern Division
Middle District
Southern District



\$	33,318,456.96
\$	12,246,081.35
\$	3,513,445.47
\$	3,083,501.46
\$	4,414,011.00
\$	1,235,123.42
\$	14,354,098.46
\$	6,718,277.15

Payments to Clerk of Court

Northern District
Northern Division
Western Division
Southern Division
Eastern Division
Middle District
Southern District



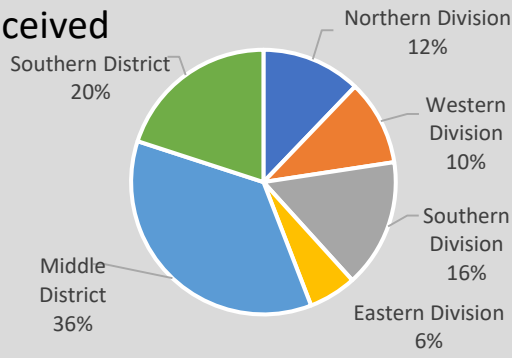
\$	2,004,546.43
\$	605,466.87
\$	181,917.14
\$	213,809.07
\$	150,336.00
\$	59,404.66
\$	1,397,911.06
\$	1,168.50

Alabama Chapter 13 Financial Statistics

Fiscal Year 2017

Gross Plan Trust Monies Received

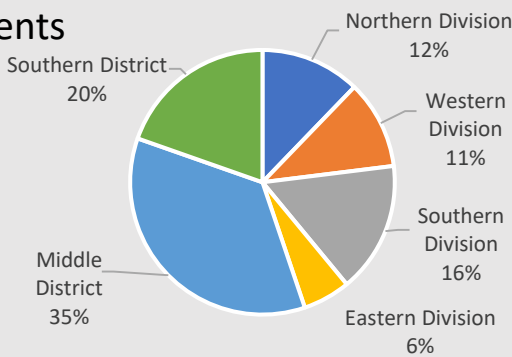
Northern District
Northern Division
Western Division
Southern Division
Eastern Division
Middle District
Southern District



\$	254,557,688.37
\$	112,347,338.43
\$	30,971,313.80
\$	26,534,812.75
\$	39,960,902.00
\$	14,880,309.88
\$	91,308,076.58
\$	50,902,273.36

Total Plan Trust Disbursements

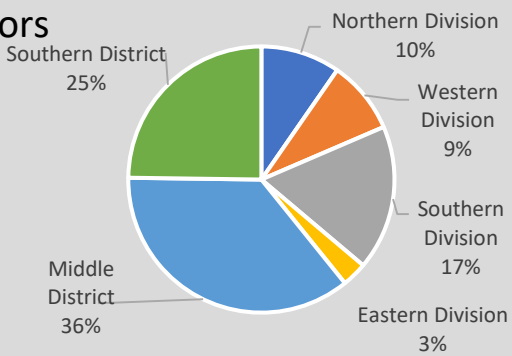
Northern District
Northern Division
Western Division
Southern Division
Eastern Division
Middle District
Southern District



\$	245,388,488.07
\$	109,968,739.36
\$	29,974,883.50
\$	26,534,695.87
\$	39,221,171.00
\$	14,237,988.99
\$	87,270,724.72
\$	48,149,023.99

Payments to Priority Creditors

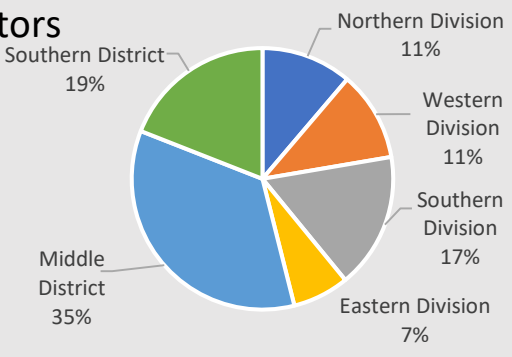
Northern District
Northern Division
Western Division
Southern Division
Eastern Division
Middle District
Southern District



\$	13,225,861.79
\$	5,185,092.54
\$	1,276,046.39
\$	1,175,971.55
\$	2,329,299.00
\$	403,775.60
\$	4,763,106.63
\$	3,277,662.62

Payments to Secured Creditors

Northern District
Northern Division
Western Division
Southern Division
Eastern Division
Middle District
Southern District



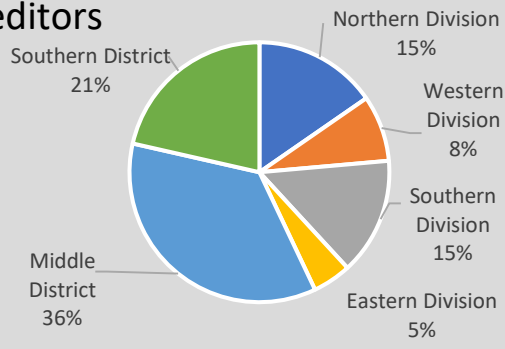
\$	126,944,697.91
\$	58,489,728.22
\$	14,251,078.59
\$	14,080,075.27
\$	21,279,549.00
\$	8,879,025.36
\$	44,282,989.17
\$	24,171,980.52

Alabama Chapter 13 Financial Statistics

Fiscal Year 2017

Payments to Unsecured Creditors

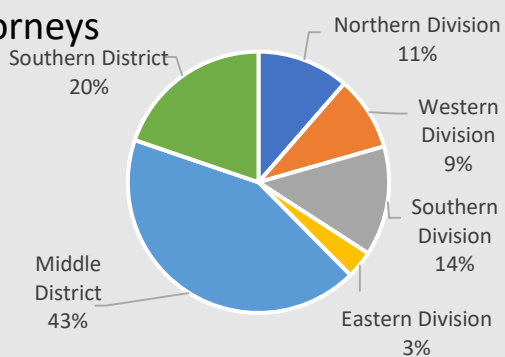
Northern District
Northern Division
Western Division
Southern Division
Eastern Division
Middle District
Southern District



\$	51,881,505.68
\$	22,290,797.24
\$	7,970,290.71
\$	4,269,806.22
\$	7,558,901.00
\$	2,491,799.31
\$	18,463,693.24
\$	11,127,015.20

Payments to Debtor(s)' Attorneys

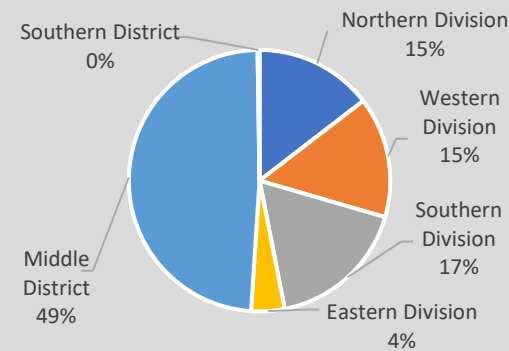
Northern District
Northern Division
Western Division
Southern Division
Eastern Division
Middle District
Southern District



\$	35,057,784.54
\$	13,176,017.15
\$	3,990,326.12
\$	3,222,389.61
\$	4,759,232.00
\$	1,204,069.42
\$	14,953,462.41
\$	6,928,304.98

Payments to Clerk of Court

Northern District
Northern Division
Western Division
Southern Division
Eastern Division
Middle District
Southern District

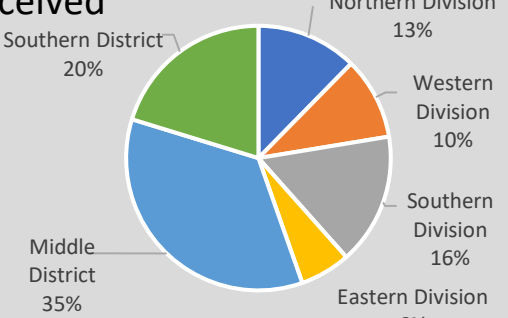


\$	2,991,656.64
\$	1,526,766.70
\$	435,564.41
\$	447,130.40
\$	520,949.00
\$	123,122.89
\$	1,457,730.71
\$	7,159.23

Alabama Chapter 13 Financial Statistics

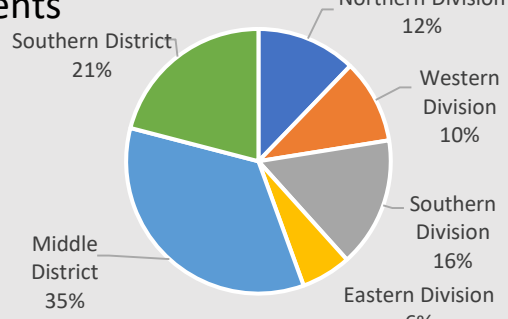
Fiscal Year 2018

Gross Plan Trust Monies Received			
Northern District			
Northern Division			
Western Division			
Southern Division			
Eastern Division			
Middle District			
Southern District			



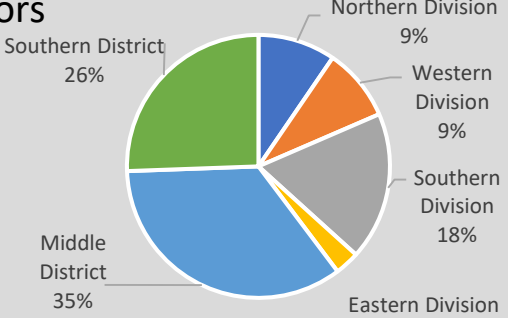
		\$	264,655,122.09
		\$	118,099,187.80
		\$	32,685,110.19
		\$	26,601,469.30
		\$	42,453,026.00
		\$	16,359,582.31
		\$	92,944,059.13
		\$	53,611,875.16

Total Plan Trust Disbursements			
Northern District			
Northern Division			
Western Division			
Southern Division			
Eastern Division			
Middle District			
Southern District			



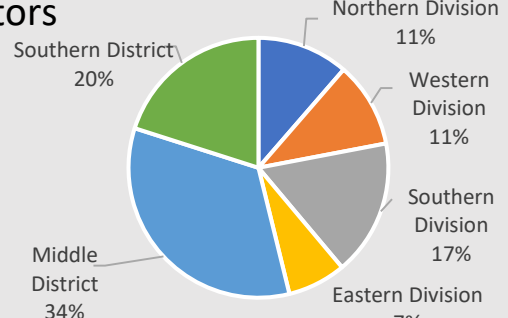
		\$	259,019,035.07
		\$	115,148,418.32
		\$	31,595,635.36
		\$	26,601,352.42
		\$	41,127,890.00
		\$	15,823,540.54
		\$	89,608,314.06
		\$	54,262,302.69

Payments to Priority Creditors			
Northern District			
Northern Division			
Western Division			
Southern Division			
Eastern Division			
Middle District			
Southern District			



		\$	14,205,368.56
		\$	5,643,177.55
		\$	1,355,832.59
		\$	1,273,175.74
		\$	2,585,850.00
		\$	428,319.22
		\$	4,929,556.41
		\$	3,632,634.60

Payments to Secured Creditors			
Northern District			
Northern Division			
Western Division			
Southern Division			
Eastern Division			
Middle District			
Southern District			



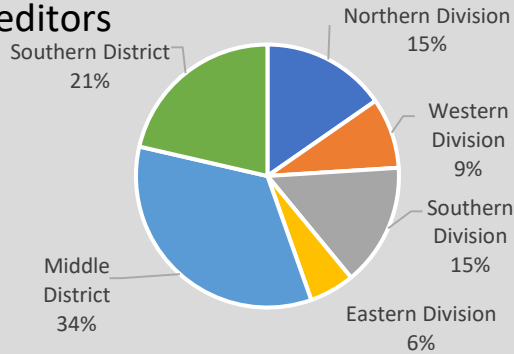
		\$	136,489,136.46
		\$	63,013,613.00
		\$	15,525,032.12
		\$	14,501,706.24
		\$	23,051,969.00
		\$	9,934,905.64
		\$	46,077,481.49
		\$	27,398,041.97

Alabama Chapter 13 Financial Statistics

Fiscal Year 2018

Payments to Unsecured Creditors

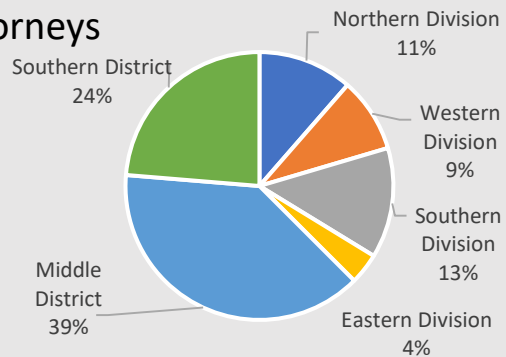
Northern District
Northern Division
Western Division
Southern Division
Eastern Division
Middle District
Southern District



\$	51,712,684.92
\$	23,058,581.36
\$	7,925,534.80
\$	4,485,085.38
\$	7,774,389.00
\$	2,873,572.18
\$	17,586,914.02
\$	11,067,189.54

Payments to Debtor(s)' Attorneys

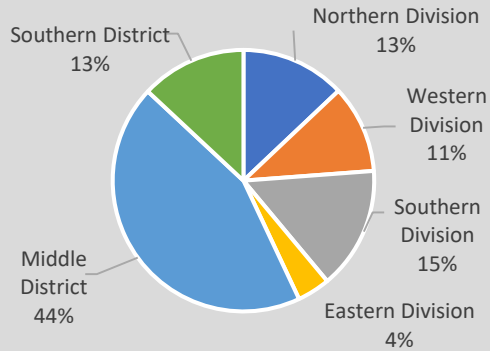
Northern District
Northern Division
Western Division
Southern Division
Eastern Division
Middle District
Southern District



\$	37,760,283.70
\$	14,157,597.93
\$	4,312,510.75
\$	3,399,523.46
\$	5,027,140.00
\$	1,418,423.72
\$	14,657,913.36
\$	8,944,772.41

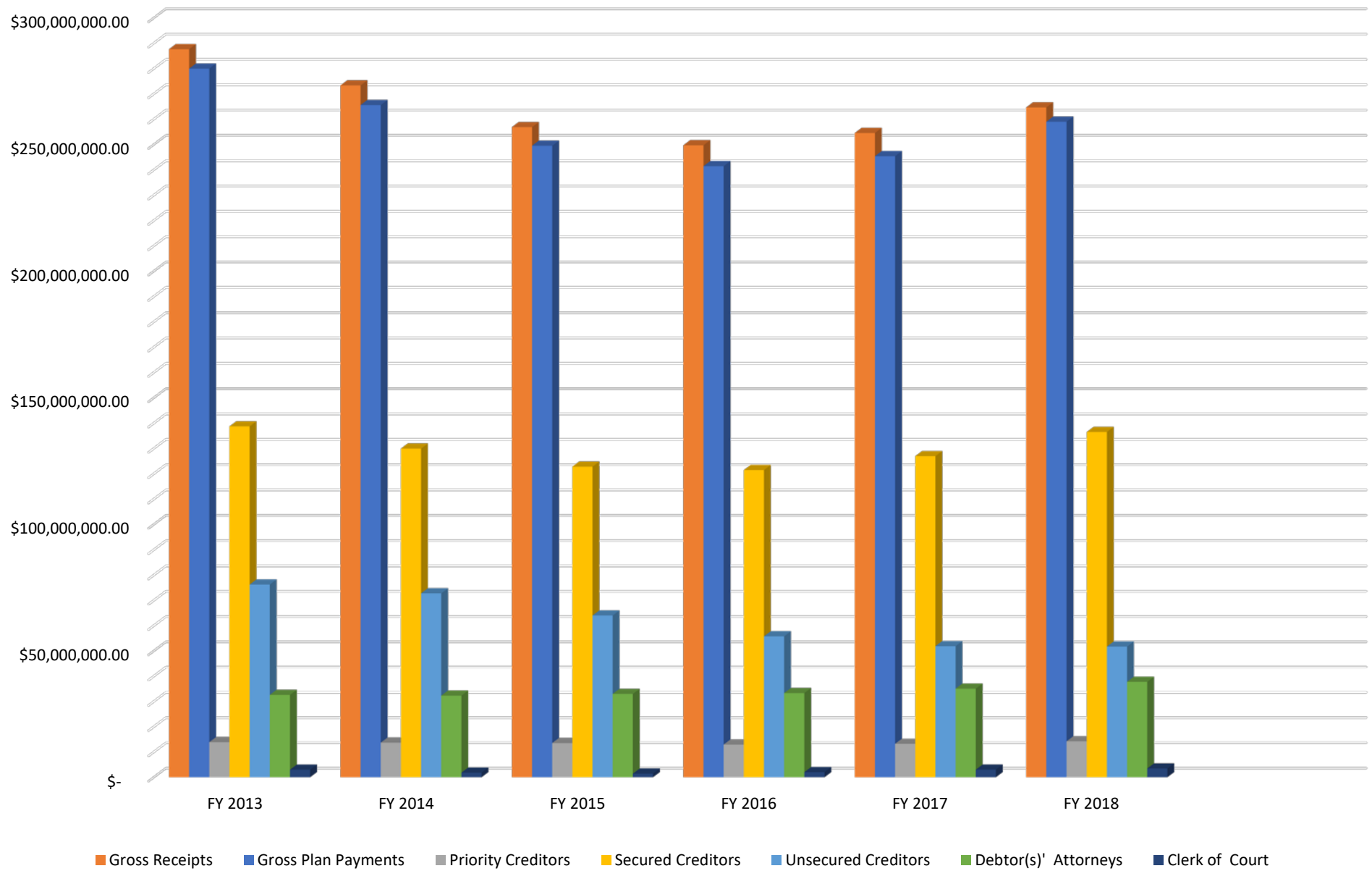
Payments to Clerk of Court

Northern District
Northern Division
Western Division
Southern Division
Eastern Division
Middle District
Southern District

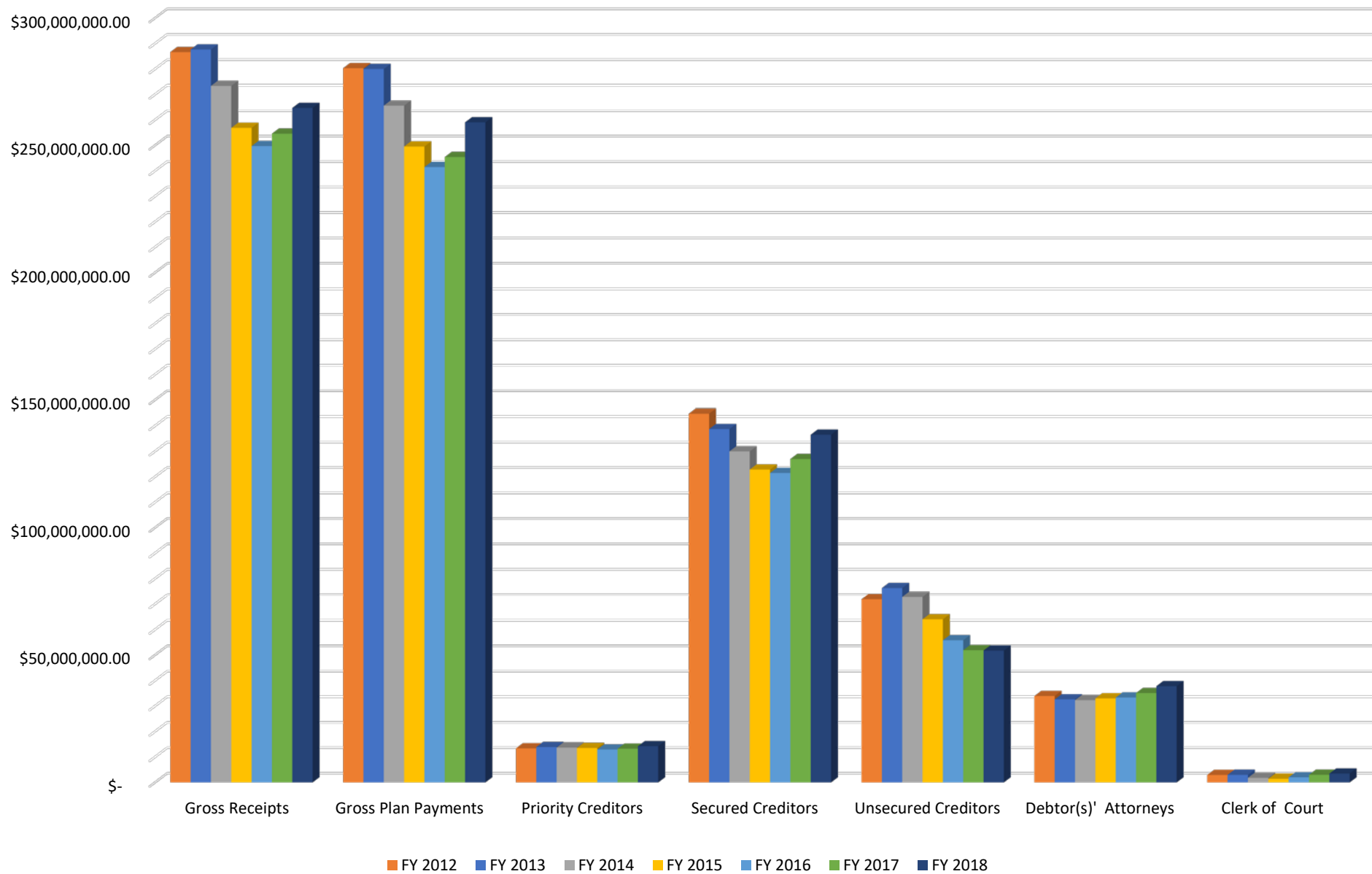


\$	3,466,737.36
\$	1,491,003.94
\$	448,854.26
\$	376,600.63
\$	524,386.00
\$	141,163.05
\$	1,523,452.03
\$	452,281.39

Totals by Fiscal Year



Totals by Catagories



Grand Totals for Fiscal Years 2012-2018

