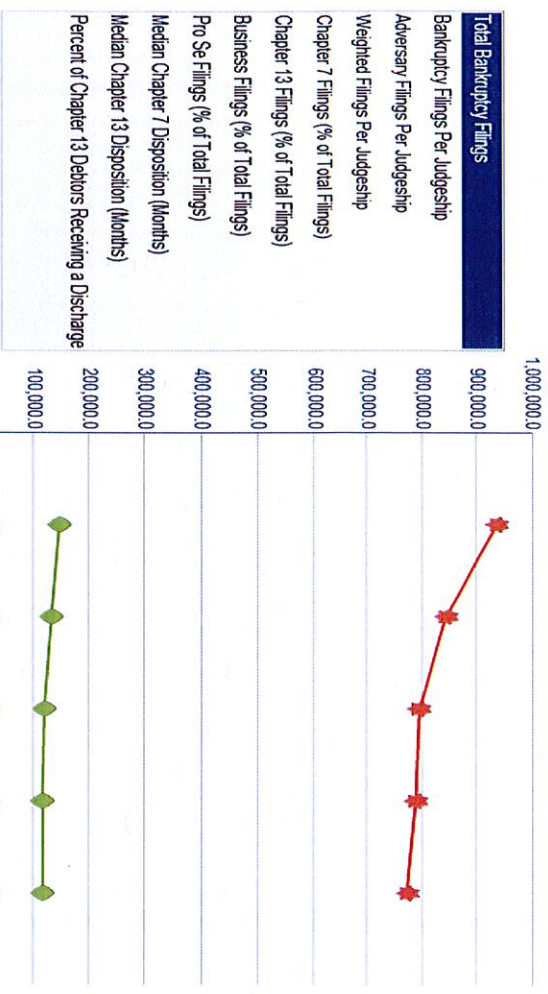


Bankruptcy Statistics: Alabama Northern

Select district from drop-down menu below:

Alabama Northern

Total Bankruptcy Filings



County-Level Filing Data, 2006-16

	2014	2015	2016	2017	2018	% Chg. 2017-18
AL N	13,001	13,135	13,643	13,951	13,514	-2.5
11th Circuit	146,514	132,400	119,750	116,386	116,384	0
US	936,795	844,495	794,891	789,020	773,418	-2

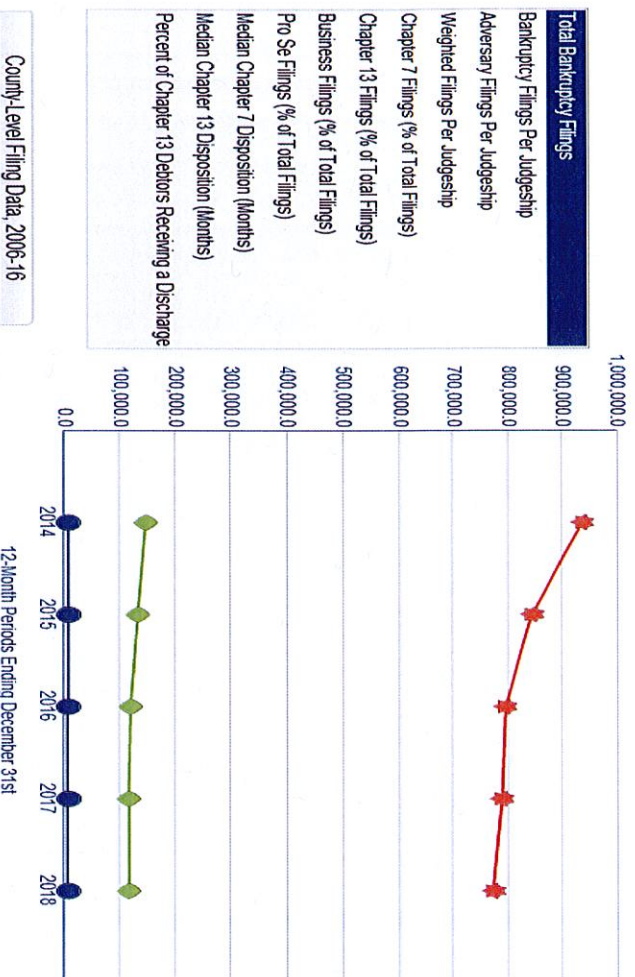
If you have comments or questions, please contact [Thomas Lemard](mailto:Thomas.Lemard@102-502-2751) at 202-502-2751.

Bankruptcy Statistics: Alabama Middle

Select district from drop-down menu below:

Alabama Middle

Total Bankruptcy Filings



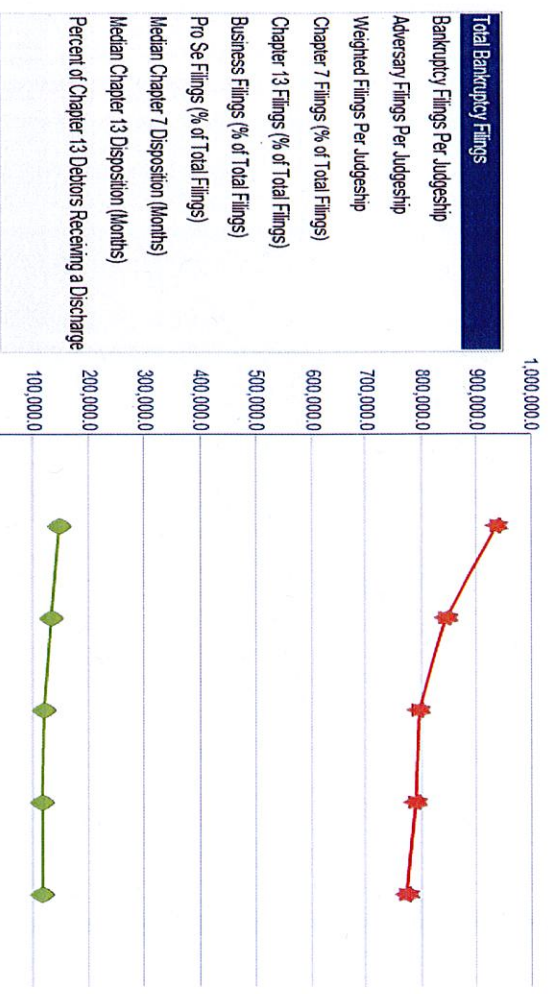
	2014	2015	2016	2017	2018	% Chg, 2017-18
ALM	7,942	8,227	8,000	8,161	7,931	-2.8
11th Circuit	146,814	132,400	119,760	116,386	116,384	0
US	936,795	844,495	794,891	789,020	773,418	-2

If you have comments or questions, please contact [Thomas Leonard](#) at 202-502-2751.

Bankruptcy Statistics: Alabama Southern

Select district from drop-down menu below:
Alabama Southern

Total Bankruptcy Filings



County-Level Filing Data, 2006-16

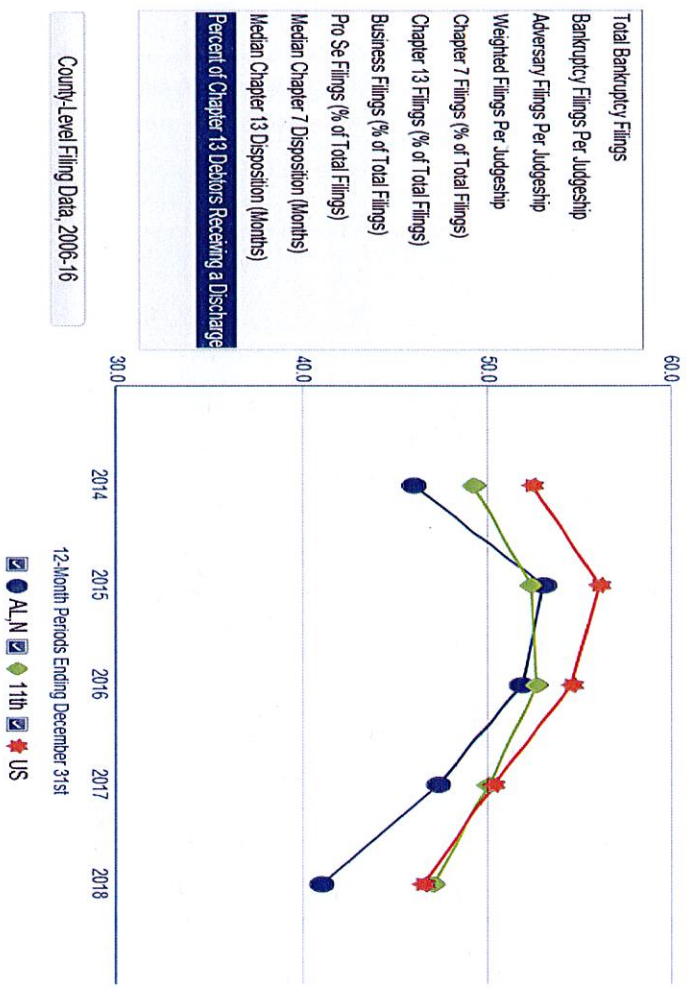
	2014	2015	2016	2017	2018	% Chg., 2017-18
ALS	4,305	4,310	4,626	4,920	5,301	7.7
11th Circuit	146,814	132,400	119,760	116,386	116,384	0
US	936,795	844,495	794,891	789,020	773,418	-2

If you have comments or questions, please contact [Thomas Leonard](#) at 202-502-2751.

Bankruptcy Statistics: Alabama Northern

Select distinct from drop-down menu below:
Alabama Northern

Percent of Chapter 13 Debtors Receiving a Discharge



	2014	2015	2016	2017	2018
ALN	46.0%	53.1%	51.9%	47.3%	41.0%
11th Circuit	49.3%	52.4%	52.7%	50.1%	47.0%
US	52.5%	56.1%	54.6%	50.4%	46.5%

Circuit Rank: 7 U.S. Rank: 72

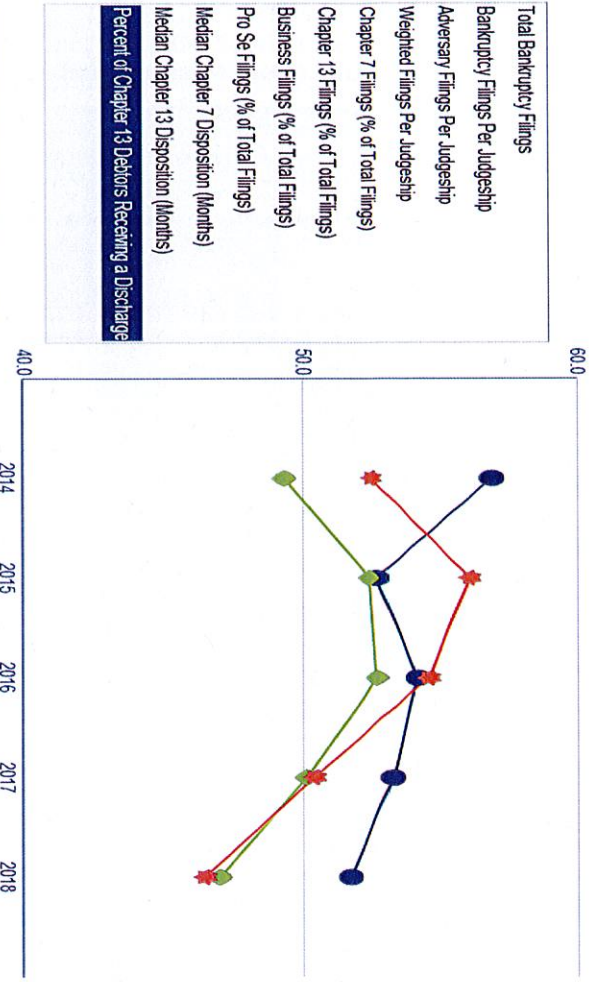
If you have comments or questions, please contact [Thomas Lemard](mailto:Thomas.Lemard@202-502-2751) at 202-502-2751.

Bankruptcy Statistics: Alabama Middle

Select district from drop-down menu below:

Alabama Middle

Percent of Chapter 13 Debtors Receiving a Discharge



County-Level Filing Data, 2006-16

- Total Bankruptcy Filings
- Bankruptcy Filings Per Judgeship
- Adversary Filings Per Judgeship
- Weighted Filings Per Judgeship
- Chapter 7 Filings (% of Total Filings)
- Chapter 13 Filings (% of Total Filings)
- Business Filings (% of Total Filings)
- Pro Se Filings (% of Total Filings)
- Median Chapter 7 Disposition (Months)
- Median Chapter 13 Disposition (Months)
- Percent of Chapter 13 Debtors Receiving a Discharge

	2014	2015	2016	2017	2018
ALM	56.9%	52.7%	54.2%	53.3%	51.7%
11th Circuit	49.3%	52.4%	52.7%	50.1%	47.0%
US	52.5%	56.1%	54.5%	50.4%	46.5%

Circuit Rank: 5 U.S. Rank: 46

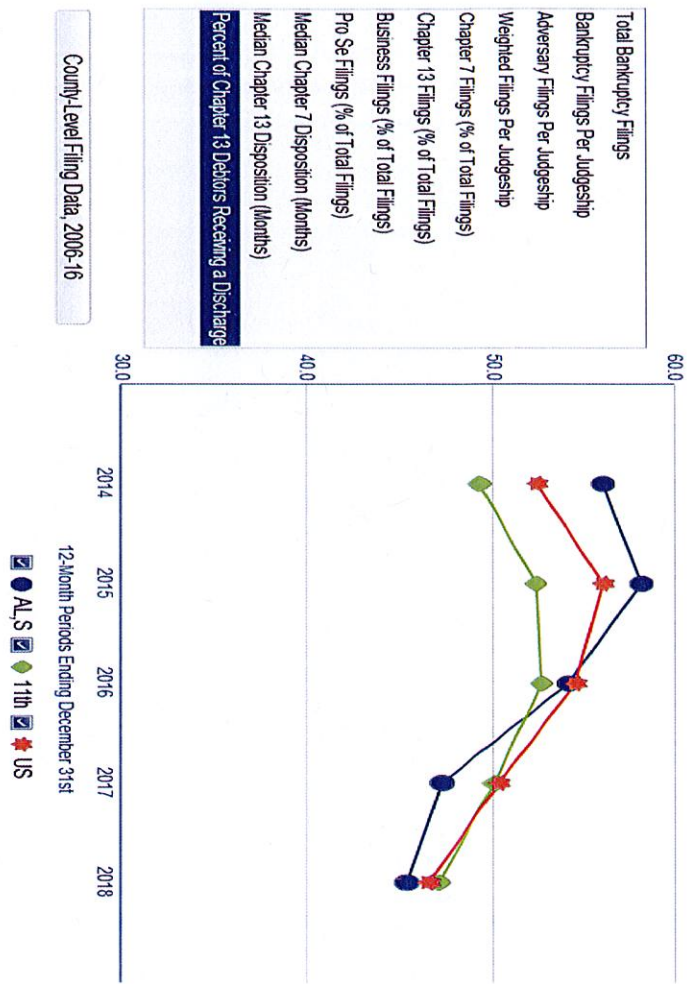
If you have comments or questions, please contact [Thomas Leonard](#) at 202-502-2751.

Bankruptcy Statistics: Alabama Southern

Select distinct from drop-down menu below:

Alabama Southern

Percent of Chapter 13 Debtors Receiving a Discharge



County-Level Filing Data, 2000-16

	2014	2015	2016	2017	2018
AL, S	56.1%	58.2%	54.2%	47.2%	45.3%
11th Circuit	49.3%	52.4%	52.7%	50.1%	47.0%
US	52.5%	56.1%	54.6%	50.4%	46.5%

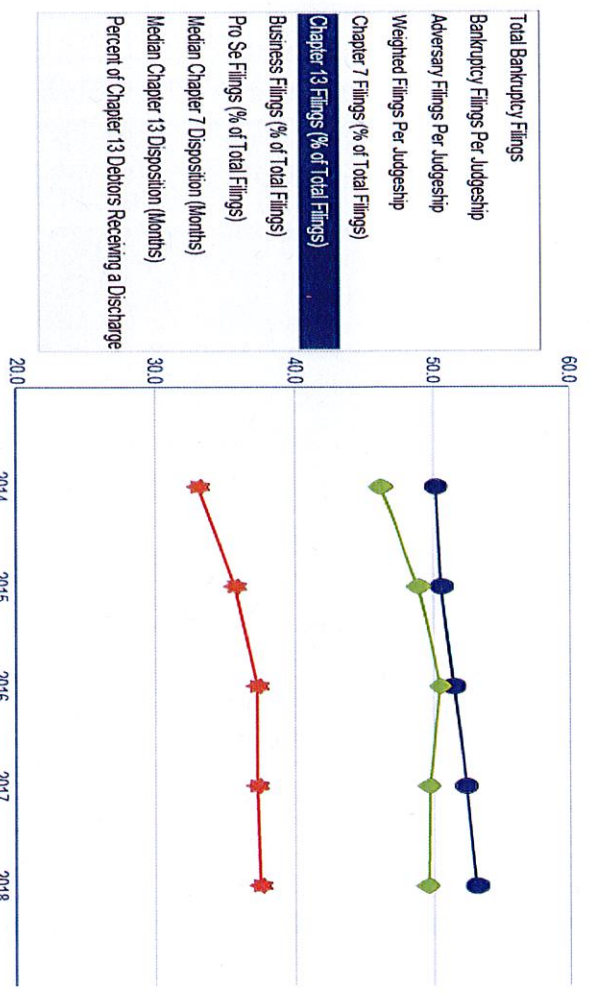
Circuit Rank: 6 U.S. Rank: 64

If you have comments or questions, please contact [Thomas Leonard](#) at 202-502-2751.

Bankruptcy Statistics: Alabama Northern

Select district from drop-down menu below:
Alabama Northern

Chapter 13 Filings (% of Total Filings)



County Level Filing Data, 2006-16

	2014	2015	2016	2017	2018
ALN	50.2%	50.6%	51.5%	52.4%	53.2%
11th Circuit	46.2%	48.9%	50.5%	49.7%	49.6%
US	33.1%	35.7%	37.3%	37.3%	37.5%

Circuit Rank: 5 U.S. Rank: 14

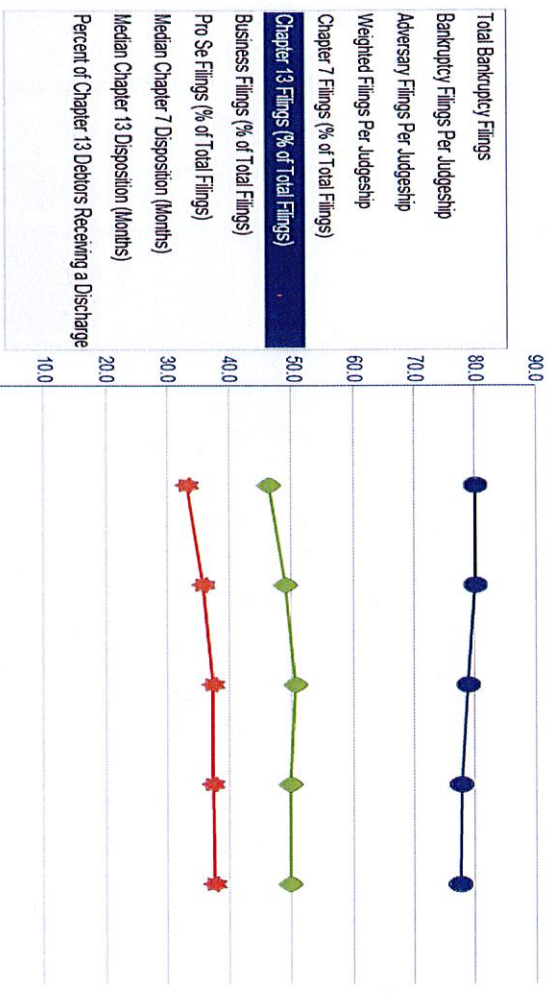
If you have comments or questions, please contact [Thomas Lionard](mailto:Thomas.Lionard@202-502-2751) at 202-502-2751

Bankruptcy Statistics: Alabama Middle

Select district from drop-down menu below:

Alabama Middle

Chapter 13 Filings (% of Total Filings)



County-Level Filing Data, 2006-16

12-Month Periods Ending December 31st

	2014	2015	2016	2017	2018
AL, M	80.0%	80.0%	78.8%	77.7%	77.5%
11th Circuit	46.2%	48.9%	50.5%	49.7%	49.6%
US	33.1%	35.7%	37.3%	37.3%	37.5%

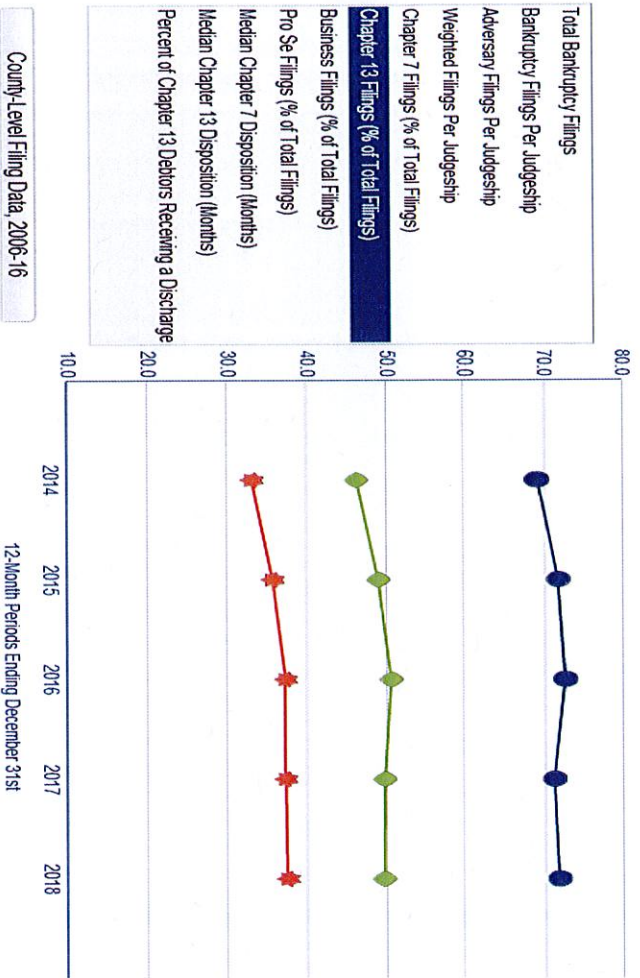
Circuit Rank: 2 U.S. Rank: 3

If you have comments or questions, please contact [Thomas Leonard](#) at 202-502-2751.

Bankruptcy Statistics: Alabama Southern

Select district from drop-down menu below:
Alabama Southern

Chapter 13 Filings (% of Total Filings)



Circuit Rank: 3 U.S. Rank: 5

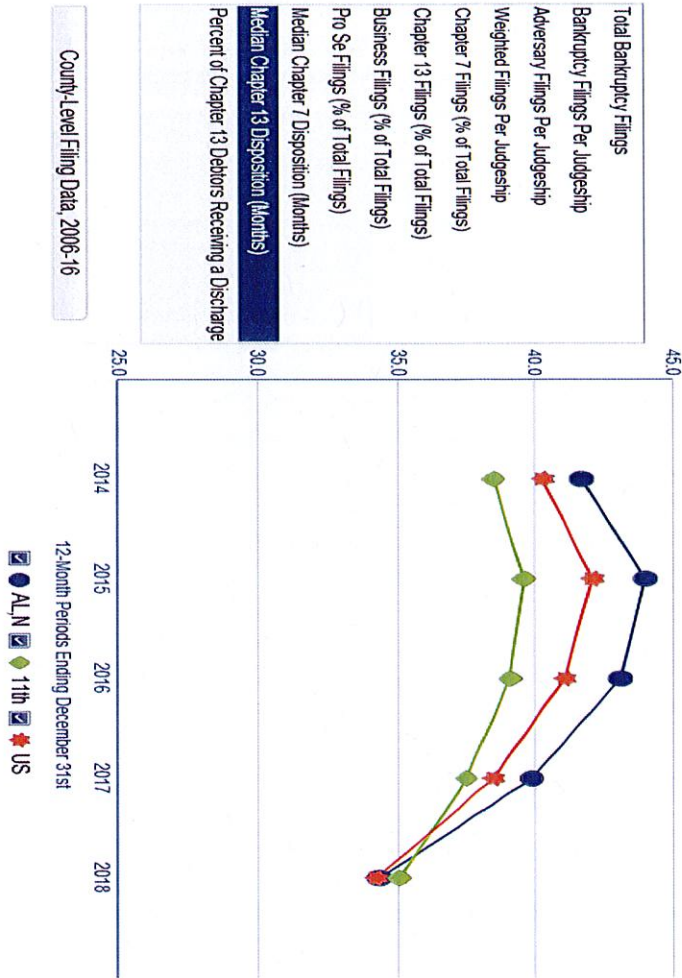
	2014	2015	2016	2017	2018
AL.S	69.1%	71.8%	72.7%	71.3%	71.9%
11th Circuit	46.2%	48.9%	50.5%	49.7%	49.6%
US	33.1%	35.7%	37.3%	37.3%	37.5%

If you have comments or questions, please contact [Thomas Leonard](#) at 202-502-2751.

Bankruptcy Statistics: Alabama Northern

Select district from drop-down menu below:
Alabama Northern

Median Chapter 13 Disposition (Months)



	2014	2015	2016	2017	2018	% Chg, 2017-18
ALN	41.7	44	43.1	39.9	34.3	-14
11th Circuit	38.5	39.6	39.1	37.5	35	-6.7
US	40.3	42.1	41.1	38.5	34.2	-11.2

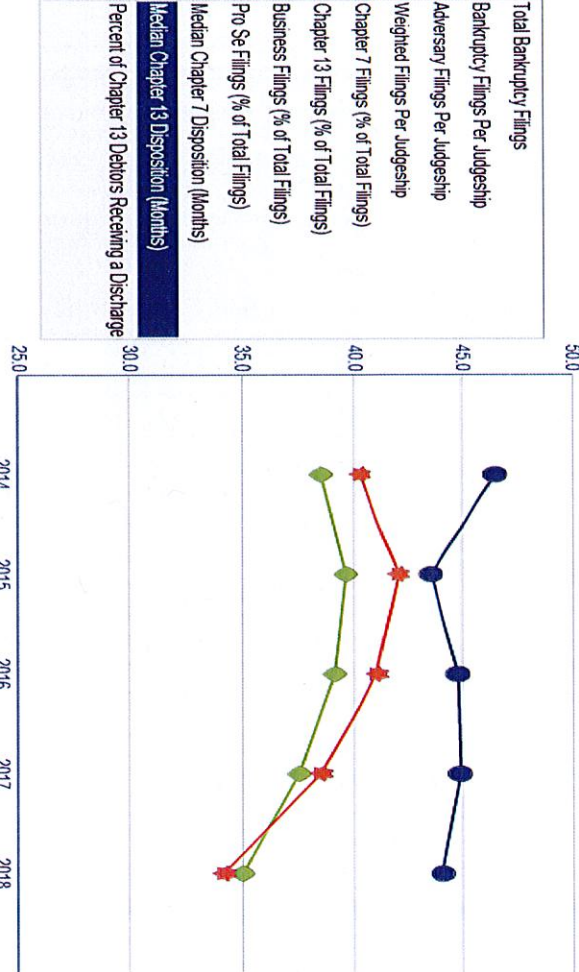
County-Level Filing Data, 2006-16

If you have comments or questions, please contact [Thomas Leonard](mailto:Thomas.Leonard@ao.dcn) at 202-502-2751.

Bankruptcy Statistics: Alabama Middle

Select distinct from drop-down menu below:
Alabama Middle

Median Chapter 13 Disposition (Months)



County-Level Filing Data, 2006-16

	2014	2015	2016	2017	2018	% Chg. 2017-18
ALM	46.5	43.6	44.8	44.9	44.1	-1.8
11th Circuit	38.5	39.6	39.1	37.5	35	-6.7
US	40.3	42.1	41.1	38.5	34.2	-11.2

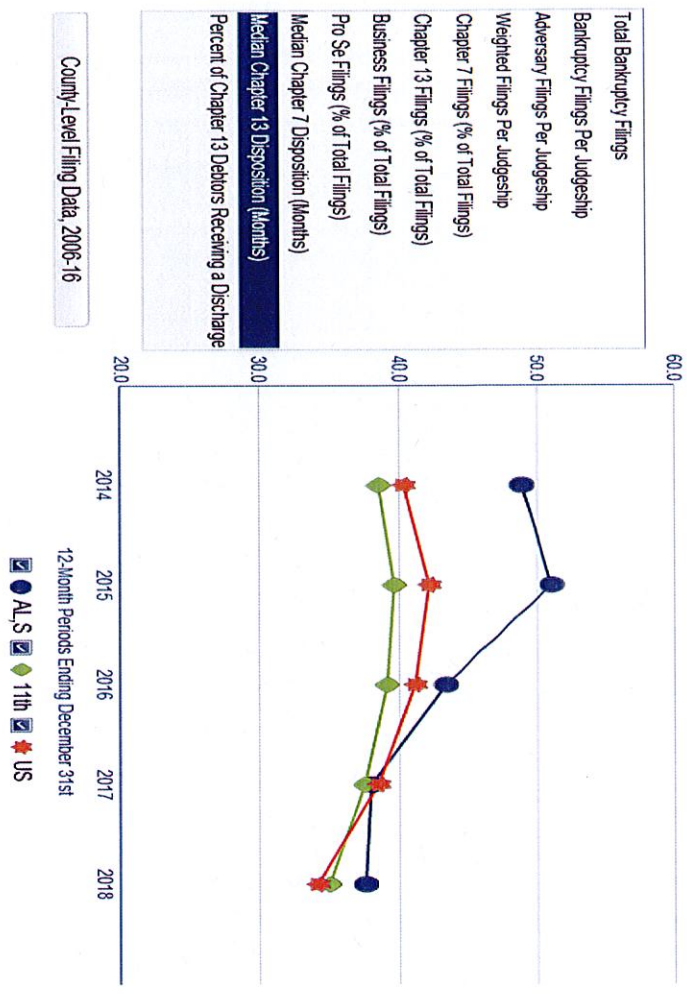
If you have comments or questions, please contact [Thomas Leonard](#) at 202-502-2751.

Bankruptcy Statistics: Alabama Southern

Select district from drop-down menu below:

Alabama Southern

Median Chapter 13 Disposition (Months)



County-Level Filing Data, 2006-16

	2014	2015	2016	2017	2018	% Chg. 2017-18
A.L.S.	48.9	51.1	43.3	38	37.6	-1.1
11th Circuit	38.5	39.6	39.1	37.5	35	-6.7
US	40.3	42.1	41.1	38.5	34.2	-11.2

If you have comments or questions, please contact [Thomas Leonard](#) at 202-502-2151.